



236 THIRD STREET
GREENPORT, NY 11944

Tel: (631) 477-0248
Fax: (631) 477-1877

www.villageofgreenport.org

MAYOR
KEVIN STUESSI
EXT 215

TRUSTEES
PATRICK BRENNAN
DEPUTY MAYOR

LILY DOUGHERTY-
JOHNSON

JULIA ROBINS

MARY BESS PHILLIPS

TREASURER
ADAM BRAUTIGAM
EXT. 217

VILLAGE CLERK
CANDACE HALL
EXT 214

January 15, 2026 – 6:00 p.m.
Mayor and Board of Trustees – Work Session Meeting
Greenport Firehouse
Third Street, Greenport, NY 11944

MOTION TO OPEN MEETING

PLEDGE OF ALLEGIANCE

GREENPORT FIRE DEPARTMENT MONTHLY REPORT

- **Fire Department – Chief Alain DeKerillis**
 - Board of Wardens meeting minutes, monthly report(s) and calendar

PRESENTATION(S)

- Presentation of Signage Proposal by Stirling Historical Society in Mitchell Park – Carole Monsell, Stirling Historical Society President
- Village Elections – Candace Hall, Village Clerk

MONTHLY REPORTS

- **VILLAGE CLERK** – Candace Hall
- **VILLAGE TREASURER** – Adam Brautigam
 - Meter Department
 - Housing Authority & Community Development
- **VILLAGE ADMINISTRATION**
 - Road and Water Department
 - Sewer Department (Wastewater Treatment)
 - Electric (Light) Department
 - Building Department
 - Recreation Department
 - Mitchell Park Marina/Parks
 - Recreation Center/After School Program
 - Campground

MAYOR AND BOARD OF TRUSTEES

Board Discussion

- Peconic Star Agreement
- Brush Pick Up – Cost, Labor Expenses and Potential Bag Mandate

- Wetlands Applications – Internal Process, Procedure for Permit Issuance and Code
- Public Assembly Applications – Internal Process and Procedure

**PUBLIC MEETING TO RECEIVE COMMENTS ON THE FOLLOWING
STATE LIQUOR AUTHORITY APPLICATION:**


Application from SMUGGLER'S COVE, 1410 Manhasset Avenue, Greenport.

RESOLUTIONS

Resolution # 01-2026-1

The Board approves the Fire District Ambulance Services Agreement between the Village and Suffolk County for the period January 1, 2026 through December 31, 2030, and authorizes the Mayor to execute the agreement on behalf of the Village.

PUBLIC COMMENT




HEADLINE WILL GO HERE.

Copy will go here. Copy will go here.




ARRIVAL OF THE RAILROAD (1840s)

In the 1840s, the arrival of the railroad marked a turning point for Greenport, connecting it to Brooklyn and beyond. The railroad's arrival not only facilitated the transportation of goods but also made Greenport more accessible to travelers, further stimulating the local economy and tourism.



Caption will go here.



Caption will go here.



L. I. R. R. Depot. GREENPORT, N. Y.


Caption will go here.

GREENPORT DURING WORLD WAR I (1910s)

During World War I, Greenport's shipyards played a vital role in the construction of boats and ships for the war effort. The area's shipbuilding industry expanded significantly during this period, and the largest ship built in Greenport was the "Wandering Jew," constructed at Bishop's Shipyard between Bay and Central Streets. Greenport's shipyards continued to thrive, contributing to the wartime economy.









236 THIRD STREET
GREENPORT, NY 11944

Tel: (631)477-0248
Fax: (631)477-1877

villageofgreenport.org

MAYOR
KEVIN STUESSI
EXT 215

TRUSTEES
PATRICK BRENNAN
DEPUTY MAYOR

LILY DOUGHERTY-JOHNSON

JULIA ROBINS

MARY BESS PHILLIPS

TREASURER
ADAM BRAUTIGAM
EXT 217

VILLAGE CLERK
CANDACE HALL
EXT 214

Submitted: January 9, 2026
Meeting: January 15, 2026, 6:00 PM
Work Session Meeting
To: Mayor Kevin Stuessi
Board of Trustees
Prepared By: Jeanmarie Oddon, *Deputy Clerk*
From: Greenport Fire Department

Greenport Fire Department January 2026 Work Session Report

Attachments:

GFD January 2026 Work Session Reports (PDF)
GFD LOSAP 01-01-2025 to 12-31-2025 (PDF)
GFD LOSAP 12-01-2025 to 12-31-2025 (PDF)
GFD LOSAP 11-01-2025 to 11-30-2025 (PDF)
GFD LOSAP 10-01-2025 to 10-31-2025 (PDF)
GFD LOSAP 09-01-2025 to 09-30-2025 (PDF)



CHIEF ALAIN DeKERILLIS 631-208-7506
 1ST CHIEF WAYNE MILLER 631-831-5645
 2ND CHIEF DAVID NYCE 917-439-6324
 CHAPLAIN FRANK MUSTO
 ASST. CHAPLAIN CLAUDE KUMJIAN
 TREASURER: SCOTT HOLLID
 Duty Companies: 8-3-2 & 8-3-3

(631) 477-9801 – STATION 1
 (631) 477-8261 – STATION 2
 (631) 477-1943 – CHIEF'S OFFICE
 (631)-477-4012
 311 THIRD STREET – PO BOX 58
 GREENPORT, NY 11944
 Email: gfdsecretary@greenportvillage.org
 First due on Signal 24's + 8-3-2

January 2026

Sunday	Monday	Tuesday	Wednesday	Thursday	Friday	Saturday
CME To Be announced	Happy New Year			1	2	3
04	05 Relief Hose Standard Hose 19:00	06 Eagle Hose mtg 19:00	07 Marine Rescue 19:00	08 Historical PS 17:00pm	09	10
11	12 Star Hose mtg 19:30	13 Rescue mtg 18:30 Dinner Finance Follow	14 Phenix H&L 18:30	15 Board of Trustees 18:00	16	17
18	19	20 Fire Police mtg 18:00 Officers Meeting Zoning BD Meet 18:00	21 Warden's Meeting 19:00	22 BD of Trustees Reg Meet 18:00	23	24
25 MANDATORY DEPT TRAINING 0900 sta 1	26	27	28 North Fork Vol. Fire Ass Dinner 18:00?	29	30	31 Marine Rescue Spaghetti Dinner 16:00

UPCOMING DATES IN FEBRUARY

FEB 2 RELIEF, STANDARD
FEB 3 EAGLE
FEB 4 MARINE
FEB 9 STAR
FEB 10 RESCUE, FINANCE
FEB 11 PHENIX H&L
FEB 12-13 PREP FOR PARADE
FEB 14 WASHINGTON BIRTHDAY PARADE
FEB 15 CLEAN UP FROM PARADE
FEB 17 FIRE POLICE
FEB 18 WARDENS
CME TO BE ANNOUNCED

CHIEF ALAIN DeKERILLIS
 1ST ASST CHIEF WAYNE MILLER
 2ND ASST CHIEF DAVID NYCE
 CHAPLAIN FRANK MUSTO
 ASST. CHAPLAIN CLAUDE KUMJIAN
 TREASURER Scott Hollid



(631) 477-9801 – STATION 1
 (631) 477-8261 – STATION 2
 (631) 477-4012 – FAX
 311 THIRD STREET – PO BOX 58
 GREENPORT, NY 11944
 Email: gfdfire@optonline.net
 www.greenportfd.org

Greenport Fire Department Monthly Report DECEMBER 2025

Number of calls this month:.....76
Number of calls to date:.....1221

Breakdown of Calls by Signal Numbers:

9	(stand/by).....	1
12	(brush fire)	0
13	(automatic alarm, smoke, etc.).....	10
13-35	(working structure fire).....	0
14	(vehicle fire)	0
16	(ambulance/rescue).....	57
16-23	(MVA, water rescue, misc.).....	1
16-59	(routine transport).....	0
23	(CO alarm, medi-vac)	8
24/9	(mutual aid standby).....	0
24/12	(mutual aid brush fire)	0
24/13-35	(mutual aid working structure fire)	0
24/16	(mutual aid ambulance/rescue)	0
24/16-23	(mutual aid MVA).....	0
24/23	(mutual aid water rescue/misc.).....	0
26	(boat fire)	0

Breakdown of Calls by Location:

Within the Incorporated Village of Greenport	39
Within the East/West Fire Protection District	37
Other (mutual aid)	0

(77 calls ahead of last year)

CHIEF ALAIN DeKERILLIS
1ST ASST CHIEF WAYNE MILLER
2ND ASST CHIEF DAVID NYCE
CHAPLAIN FRANK MUSTO
ASST. CHAPLAIN CLAUDE KUMJIAN
TREASURER: Scott Hollid



(631) 477-9801 – STATION 1
(631) 477-8261 – STATION 2
(631) 477-1943 – CHIEF'S OFFICE
(631-477-4012
311 THIRD STREET – PO BOX 58
GREENPORT, NY 11944
Email: gfdsecretary@greenportvillage.org
www.greenportfd.org

Meeting of the Board of Wardens

Wednesday December 17, 2025

OPENING

Chief Alain de Kerillis opened the meeting at 8:20pm with The Pledge of Allegiance to the Flag and a moment of silence for the departed members.

ATTENDANCE

Chief Alain de Kerillis

1st Ass't Chief Wayne Miller

2nd Ass't Chief David Nyce

Wardens Bernard Purcell and Wayde Manwaring of Eagle Hose Co. #1

Warden Antone Volinski III of Relief Hose Co. #2

Wardens Patrick Brennan and Robert Hamilton of Star Hose Co. #3

Wardens Scott Hollid and Jordan Arnold of Standard Hose Co. #4

Wardens Michael Reed and Peter Harris of Phenix Hook & Ladder Co. #1

A brief statement made by Chief de Kerillis: After a lengthy executive session the Board of Wardens, with advice of counsel, will not comment on any personnel matters currently before the fire counsel.

Motion made by P. Harris, seconded by S. Hollid, to do away with regular business and just take care of pertinent business. Motion Carried.

COMMUNICATIONS

1. \$250 donation from Leonard Totoro for wrestling standby.
2. \$50 donation from Donna McMullen in memory of William R. Pell III.
3. Thank you from Greenport Union Free School District for participation in September 11th Patriot Day Ceremony.
4. Smithtown FD Cash Bash- \$50 donation per ticket. Drawing May 15, 2026

Motion by S. Hollid, seconded by P. Harris, to file and/or forward all communications and deposit donations in proper accounts, Motion carried.

REPORTS OF COMMITTEES

Buildings and Grounds

1. Buildings and Grounds Committee will have a meeting 12/22 5:00PM.

FINANCE COMMITTEE

1. The finance committee report was read by Chief Nyce. Motion made by Peter Harris, seconded by Jordan Arnold, to accept the report. Motion Carried.

GOOD OF THE DEPARTMENT

1. 2nd Asst Chief D. Nyce said that the Annual Mandatory Trainings are 1/25 at 9AM. He is waiting to hear back about a weeknight training.
2. A. Volinski III mentioned that last month he handed out the fundraising committee report- since then he got more checks in the mail and each company is getting an additional \$320 to total \$3,811. The checks were passed out tonight.
3. 2nd Asst Chief D. Nyce mentioned that the Holiday Stroll is Friday and he is asking for permission to sell calendars at the stroll at \$15 a piece. Motion made by J. Arnold, seconded by R. Hamilton, to allow the calendars to be sold at the Holiday Stroll. Motion Carried.
4. A. Volinski III also brought up that North Fork Volleys has a meeting 1/28 and they are asking permission to hold the meeting here. GFD would host. Motion made by J. Arnold, seconded by M. Reed, for GFD to host the North Fork Volleys 1/28 for their meeting. Motion Carried.

5. W. Manwaring asked if the LOSAP manual is out yet since the point system is still not working. Chief de Kerillis said that they are working on it. W. Manwaring said that they should be posted ASAP because we are running out of time.

READING OF THE MINUTES

Motion by S. Hollid, seconded by P. Harris, to dispense with the reading of the minutes of tonight's meeting. Motion carried.

ADJOURMENT

Motion by S. Hollid, seconded by P. Harris, to adjourn. Motion carried. The meeting was adjourned at 8:28 pm.

Submitted by,

Rebecca J. McKnight

Recording Secretary

Greenport FD								1/5/2026 8:03:30									
LOSAP Report								From 1/1/2025 To 12/31/2025									
LOSAP				State				Report				for All and None					
General Fires				287				General Rescues				933					
Name	Badge #	Fire #	Fire %	Fire Pts	Res #	Res %	Res Pts	Training	Drill	Standby	Elected	Meeting	Misc	Teaching	Total	Final	
Antonelle, Carmine R	252	104	36.2	25.0	194	20.7	25.0	20.0	1.0	0.0	0.0	20.0	12.0	0.0	53.0	103.0	
Arnold, Jordan	225	43	14.9	25.0	71	7.6	25.0	13.0	0.0	0.0	13.0	20.0	12.0	0.0	58.0	108.0	
Baglivi, Ryan	254	41	14.2	25.0	8	0.8	0.0	1.0	1.0	0.0	0.0	7.0	12.0	0.0	21.0	46.0	
Barron, Megan	241	156	54.3	25.0	327	35.0	25.0	25.0	2.0	1.0	5.0	20.0	15.0	0.0	68.0	118.0	
Barszczewski, Joseph III	231	29	10.1	25.0	7	0.7	0.0	3.0	0.0	0.0	5.0	13.0	4.0	0.0	25.0	50.0	
Betz, James	230	23	8.0	0.0	95	10.1	25.0	4.0	0.0	0.0	0.0	18.0	9.0	0.0	31.0	56.0	
Birmingham, Kenneth	5	17	5.9	0.0	14	1.5	0.0	4.0	1.0	0.0	0.0	20.0	15.0	0.0	40.0	40.0	
Blasko, Gary	7	0	0.0	0.0	0	0.0	0.0	0.0	0.0	0.0	0.0	0.0	0.0	0.0	0.0	0.0	
Breese, Colleen L	14	6	2.0	0.0	7	0.7	0.0	4.0	0.0	0.0	0.0	3.0	9.0	0.0	16.0	16.0	
Breese, Harry R II	10	6	2.0	0.0	7	0.7	0.0	4.0	0.0	0.0	0.0	3.0	15.0	0.0	22.0	22.0	
Breitstadt, Charles	250	34	11.8	25.0	30	3.2	0.0	10.0	1.0	0.0	0.0	10.0	5.0	0.0	26.0	51.0	
Brennan, Patrick	229	18	6.2	0.0	10	1.0	0.0	6.0	0.0	0.0	16.0	20.0	7.0	0.0	49.0	49.0	
Buchanan, Shawn	218	42	14.6	25.0	10	1.0	0.0	14.0	0.0	0.0	0.0	11.0	15.0	0.0	40.0	65.0	
Bumble, Charles III	12	0	0.0	0.0	1	0.1	0.0	0.0	0.0	0.0	5.0	9.0	1.0	0.0	15.0	15.0	
Bumble, Samantha	195	1	0.3	0.0	0	0.0	0.0	3.0	0.0	0.0	0.0	9.0	1.0	0.0	13.0	13.0	
Butler, Michael J	160	87	30.3	25.0	21	2.2	0.0	9.0	0.0	0.0	0.0	7.0	6.0	0.0	22.0	47.0	
Capon, George	15	18	6.2	0.0	85	9.1	25.0	3.0	0.0	0.0	0.0	9.0	12.0	0.0	24.0	49.0	
Carey, Patrick	17	1	0.3	0.0	1	0.1	0.0	0.0	0.0	0.0	0.0	4.0	1.0	0.0	5.0	5.0	
Charters, Gary	18	1	0.3	0.0	2	0.2	0.0	2.0	0.0	0.0	0.0	6.0	2.0	0.0	10.0	10.0	
Ciriello, Frank	243	0	0.0	0.0	0	0.0	0.0	0.0	0.0	0.0	0.0	0.0	0.0	0.0	0.0	0.0	
Clark, Henry A III	20	0	0.0	0.0	0	0.0	0.0	0.0	0.0	0.0	0.0	0.0	0.0	0.0	0.0	0.0	
Clark, James B	22	38	13.2	25.0	7	0.7	0.0	0.0	0.0	0.0	5.0	11.0	11.0	0.0	27.0	52.0	
Clark, Jeffry	23	72	25.0	25.0	8	0.8	0.0	3.0	0.0	0.0	0.0	14.0	15.0	0.0	32.0	57.0	
Corazzini, Jeffrey	28	53	18.4	25.0	242	25.9	25.0	3.0	0.0	0.0	0.0	18.0	6.0	0.0	27.0	77.0	
Corazzini, Warren	29	5	1.7	0.0	4	0.4	0.0	0.0	0.0	0.0	0.0	11.0	1.0	0.0	12.0	12.0	
Corwin, Everett	31	65	22.6	25.0	180	19.2	25.0	10.0	1.0	0.0	0.0	20.0	15.0	0.0	46.0	96.0	
Corwin, Norma	197	57	19.8	25.0	202	21.6	25.0	25.0	1.0	0.0	8.0	20.0	15.0	0.0	69.0	119.0	
Corwin, Robert E	33	80	27.8	25.0	262	28.0	25.0	25.0	0.0	0.0	0.0	20.0	15.0	0.0	60.0	110.0	
Corwin, Robert J	604	37	12.8	25.0	74	7.9	25.0	11.0	1.0	0.0	5.0	20.0	11.0	0.0	48.0	98.0	
Corwin, Scott	35	45	15.6	25.0	10	1.0	0.0	7.0	0.0	0.0	0.0	20.0	3.0	0.0	30.0	55.0	
Costas, Thomas	11	27	9.4	0.0	7	0.7	0.0	4.0	0.0	0.0	0.0	20.0	8.0	0.0	32.0	32.0	

Name	Badge #	F ⁺	F ⁻	F ^{II}	R ⁺	R ⁻	R ^e	T ⁺	L	St ⁺	El ⁺	Me ⁺	N ⁺	Te ⁺	γ ⁺	κ ⁺
Creedon, Daniel	36	54	18.8	25.0	245	26.2	25.0	4.0	0.0	0.0	5.0	17.0	8.0	0.0	34.0	84.0
Creighton, Ryan	220	2	0.6	0.0	3	0.3	0.0	0.0	1.0	0.0	0.0	5.0	1.0	0.0	7.0	7.0
Curran, Patrick	265	0	0.0	0.0	1	0.1	0.0	0.0	0.0	0.0	0.0	3.0	0.0	0.0	3.0	3.0
DeKerillis, Alain V	38	89	31.0	25.0	279	29.9	25.0	8.0	0.0	1.0	25.0	20.0	15.0	0.0	69.0	119.0
DelGaudio, Malysa	240	29	10.1	25.0	115	12.3	25.0	1.0	1.0	0.0	5.0	7.0	5.0	0.0	19.0	69.0
Detrick, Gary	40	1	0.3	0.0	1	0.1	0.0	0.0	0.0	0.0	0.0	6.0	3.0	0.0	9.0	9.0
Diaz, Juan	213	16	5.5	0.0	2	0.2	0.0	7.0	0.0	0.0	3.0	7.0	13.0	0.0	30.0	30.0
Droskoski, Remi	260	2	0.6	0.0	1	0.1	0.0	1.0	0.0	0.0	0.0	8.0	6.0	0.0	15.0	15.0
Edwards, Alson	232	46	16.0	25.0	12	1.2	0.0	6.0	1.0	0.0	5.0	14.0	7.0	0.0	33.0	58.0
Edwards, Carol	246	27	9.4	0.0	156	16.7	25.0	25.0	0.0	0.0	0.0	9.0	6.0	0.0	40.0	65.0
Ferguson, Peter	207	0	0.0	0.0	0	0.0	0.0	0.0	0.0	0.0	0.0	0.0	2.0	0.0	2.0	2.0
Ficurilli, Michael	49	80	27.8	25.0	13	1.3	0.0	6.0	0.0	0.0	0.0	12.0	15.0	0.0	33.0	58.0
Fogarty, Jonathan	219	42	14.6	25.0	7	0.7	0.0	4.0	1.0	0.0	5.0	11.0	15.0	0.0	36.0	61.0
Garcia-Dinizio, Gloria C	172	0	0.0	0.0	0	0.0	0.0	0.0	0.0	0.0	0.0	0.0	0.0	0.0	0.0	0.0
Golden, Danielle	50	0	0.0	0.0	0	0.0	0.0	0.0	0.0	0.0	0.0	0.0	0.0	0.0	0.0	0.0
Golden, Jillian R	245	0	0.0	0.0	0	0.0	0.0	0.0	0.0	0.0	0.0	0.0	0.0	0.0	0.0	0.0
Gouveia, John	251	0	0.0	0.0	0	0.0	0.0	3.0	0.0	0.0	0.0	5.0	1.0	0.0	9.0	9.0
Grattan, Timothy	170	2	0.6	0.0	2	0.2	0.0	7.0	0.0	0.0	0.0	7.0	0.0	0.0	14.0	14.0
Gray, Sally A	183	14	4.8	0.0	49	5.2	0.0	0.0	1.0	0.0	0.0	7.0	2.0	0.0	10.0	10.0
Grilli, Jennifer	53	2	0.6	0.0	3	0.3	0.0	3.0	0.0	0.0	5.0	10.0	5.0	0.0	23.0	23.0
Grilli, John D	54	3	1.0	0.0	0	0.0	0.0	3.0	0.0	0.0	0.0	9.0	5.0	0.0	17.0	17.0
Hamilton, Robert JR	56	92	32.0	25.0	23	2.4	0.0	4.0	1.0	0.0	16.0	20.0	10.0	0.0	51.0	76.0
Hanold, Christopher T SR	158	43	14.9	25.0	90	9.6	25.0	8.0	0.0	1.0	8.0	13.0	10.0	0.0	40.0	90.0
Harris, Clifford J	57	2	0.6	0.0	1	0.1	0.0	3.0	0.0	0.0	8.0	1.0	6.0	0.0	18.0	18.0
Harris, Peter W	58	79	27.5	25.0	19	2.0	0.0	3.0	0.0	0.0	18.0	17.0	15.0	0.0	53.0	78.0
Hollid, Scott E	151	42	14.6	25.0	4	0.4	0.0	0.0	0.0	0.0	8.0	19.0	14.0	0.0	41.0	66.0
Holmes, Joseph	239	25	8.7	0.0	49	5.2	0.0	4.0	0.0	0.0	5.0	14.0	4.0	0.0	27.0	27.0
Hubbard, George JR	62	28	9.7	0.0	10	1.0	0.0	3.0	0.0	0.0	8.0	11.0	10.0	0.0	32.0	32.0
Huzsek, Andrew H JR	63	116	40.4	25.0	17	1.8	0.0	3.0	1.0	0.0	0.0	13.0	12.0	0.0	29.0	54.0
Jensen, Warren	70	41	14.2	25.0	7	0.7	0.0	13.0	0.0	0.0	0.0	20.0	9.0	0.0	42.0	67.0
Jester, Robert	71	2	0.6	0.0	1	0.1	0.0	5.0	0.0	0.0	0.0	16.0	8.0	0.0	29.0	29.0
Jimenez, Susano	72	3	1.0	0.0	7	0.7	0.0	5.0	0.0	0.0	0.0	7.0	1.0	0.0	13.0	13.0
Jobes, Craig D	209	65	22.6	25.0	129	13.8	25.0	2.0	1.0	0.0	8.0	16.0	5.0	0.0	32.0	82.0
Johnson, Craig M	73	2	0.6	0.0	11	1.1	0.0	0.0	0.0	0.0	0.0	2.0	2.0	0.0	4.0	4.0
Kalin, James H	74	199	69.3	25.0	667	71.4	25.0	4.0	0.0	0.0	0.0	9.0	10.0	0.0	23.0	73.0
Kostal, Anne S	248	117	40.7	25.0	390	41.8	25.0	25.0	1.0	1.0	0.0	16.0	15.0	0.0	58.0	108.0
Kumjian, Claude L	78	0	0.0	0.0	0	0.0	0.0	0.0	0.0	0.0	0.0	0.0	0.0	0.0	0.0	0.0
Luke, Alexander O	81	0	0.0	0.0	0	0.0	0.0	0.0	0.0	0.0	0.0	1.0	0.0	0.0	1.0	1.0
Mantzopoulos, John	223	4	1.3	0.0	0	0.0	0.0	1.0	0.0	0.0	0.0	2.0	0.0	0.0	3.0	3.0

Name	Badge #	F ⁺	F ⁻	Fit ⁻	R ⁺	R ⁻	Re ⁻	Tr ⁺	L	St ⁺	El ⁺	Me ⁻	A ⁻	Tea	1 ⁻	2 ⁻
Manwaring, Julia	82	81	28.2	25.0	83	8.8	25.0	25.0	0.0	0.0	0.0	20.0	12.0	0.0	57.0	107.0
Manwaring, Wayde	83	77	26.8	25.0	97	10.3	25.0	25.0	0.0	0.0	8.0	20.0	11.0	0.0	64.0	114.0
Marczewski, Macy W	84	10	3.4	0.0	2	0.2	0.0	5.0	0.0	0.0	0.0	9.0	11.0	0.0	25.0	25.0
Martocchia, Jerome A	301	8	2.7	0.0	2	0.2	0.0	4.0	0.0	0.0	0.0	4.0	8.0	0.0	16.0	16.0
Miller, Wayne D	91	126	43.9	25.0	293	31.4	25.0	8.0	0.0	0.0	25.0	20.0	15.0	0.0	68.0	118.0
Mills, William (Jamie) J III	164	1	0.3	0.0	0	0.0	0.0	3.0	0.0	0.0	0.0	3.0	2.0	0.0	8.0	8.0
Milovich, Joseph P JR	165	73	25.4	25.0	14	1.5	0.0	3.0	0.0	0.0	5.0	13.0	4.0	0.0	25.0	50.0
Mims, Ralph	292	1	0.3	0.0	0	0.0	0.0	0.0	0.0	0.0	0.0	4.0	1.0	0.0	5.0	5.0
Musto, Francis G	149	40	13.9	25.0	95	10.1	25.0	15.0	0.0	0.0	5.0	20.0	15.0	0.0	55.0	105.0
Mysliborski, Linda M	303	37	12.8	25.0	138	14.7	25.0	5.0	0.0	0.0	0.0	15.0	10.0	0.0	30.0	80.0
Nedoszytko, William	93	0	0.0	0.0	1	0.1	0.0	0.0	0.0	0.0	5.0	7.0	2.0	0.0	14.0	14.0
Nyce, David	199	124	43.2	25.0	237	25.4	25.0	15.0	1.0	1.0	25.0	20.0	15.0	0.0	77.0	127.0
O'Brien, Michael G JR	208	9	3.1	0.0	1	0.1	0.0	0.0	0.0	0.0	0.0	9.0	7.0	0.0	16.0	16.0
Petrigliano, Victor G	226	0	0.0	0.0	0	0.0	0.0	0.0	0.0	0.0	0.0	1.0	0.0	0.0	1.0	1.0
Piel, Jeffrey	206	0	0.0	0.0	0	0.0	0.0	0.0	1.0	0.0	0.0	9.0	2.0	0.0	12.0	12.0
Pirillo, James A	96	108	37.6	25.0	18	1.9	0.0	16.0	0.0	0.0	5.0	20.0	15.0	0.0	56.0	81.0
Pope, George H	98	75	26.1	25.0	184	19.7	25.0	12.0	1.0	0.0	0.0	20.0	8.0	0.0	41.0	91.0
Purcell, Bernard	100	272	94.7	25.0	764	81.8	25.0	11.0	1.0	2.0	13.0	20.0	15.0	0.0	62.0	112.0
Purcell, Ryan	101	56	19.5	25.0	34	3.6	0.0	4.0	0.0	1.0	5.0	17.0	11.0	0.0	38.0	63.0
Quillin, Michael	103	48	16.7	25.0	6	0.6	0.0	15.0	1.0	0.0	3.0	13.0	15.0	0.0	47.0	72.0
Raynor, Dale K	132	31	10.8	25.0	53	5.6	0.0	7.0	0.0	0.0	5.0	16.0	15.0	0.0	43.0	68.0
Reed, Michael	238	9	3.1	0.0	5	0.5	0.0	3.0	0.0	0.0	8.0	11.0	1.0	0.0	23.0	23.0
Reed, Taylor	212	30	10.4	25.0	186	19.9	25.0	24.0	0.0	0.0	8.0	20.0	15.0	0.0	67.0	117.0
Reiss, Helen	161	37	12.8	25.0	123	13.1	25.0	19.0	0.0	1.0	0.0	9.0	13.0	0.0	42.0	92.0
Richter, Michael	108	39	13.5	25.0	12	1.2	0.0	12.0	0.0	0.0	5.0	12.0	6.0	0.0	35.0	60.0
Robins, William	216	58	20.2	25.0	18	1.9	0.0	9.0	1.0	0.0	5.0	17.0	15.0	0.0	47.0	72.0
Rosa, Lisa	109	26	9.0	0.0	5	0.5	0.0	4.0	0.0	0.0	0.0	17.0	7.0	0.0	28.0	28.0
Rung, Rosalie	184	8	2.7	0.0	99	10.6	25.0	0.0	0.0	0.0	5.0	6.0	2.0	0.0	13.0	38.0
Rutkowski, Stephen	177	104	36.2	25.0	349	37.4	25.0	14.0	1.0	0.0	3.0	20.0	8.0	0.0	46.0	96.0
Santos, Luis T	264	28	9.7	0.0	14	1.5	0.0	1.0	0.0	0.0	0.0	5.0	2.0	0.0	8.0	8.0
Schroeder, Geoffrey	256	10	3.4	0.0	3	0.3	0.0	5.0	1.0	0.0	0.0	8.0	10.0	0.0	24.0	24.0
Spanos, James	306	0	0.0	0.0	0	0.0	0.0	0.0	0.0	0.0	0.0	0.0	0.0	0.0	0.0	0.0
Strickland, Samuel G	211	102	35.5	25.0	251	26.9	25.0	5.0	1.0	0.0	11.0	20.0	15.0	0.0	52.0	102.0
Tamin, John	126	1	0.3	0.0	1	0.1	0.0	0.0	0.0	0.0	0.0	4.0	1.0	0.0	5.0	5.0
Tejada, Yira	174	10	3.4	0.0	17	1.8	0.0	4.0	1.0	0.0	0.0	8.0	2.0	0.0	15.0	15.0
Thorp, Thomas F	314	71	24.7	25.0	18	1.9	0.0	9.0	0.0	0.0	0.0	5.0	6.0	0.0	20.0	45.0
Vandenburgh, Richard W	236	0	0.0	0.0	1	0.1	0.0	0.0	0.0	0.0	0.0	1.0	5.0	0.0	6.0	6.0
VanEtten, George	129	43	14.9	25.0	11	1.1	0.0	8.0	1.0	0.0	3.0	14.0	13.0	0.0	39.0	64.0

Name	Badge #	F ¹	F ¹	F ¹	R ¹	R ²	Re ¹	Tra	L	Sta	Ele	Me	A	Tea	1 ¹	4 ¹
Verity, Michael	130	5	1.7	0.0	1	0.1	0.0	3.0	0.0	0.0	0.0	0.0	2.0	0.0	5.0	5.0
Versheck, Jon	247	25	8.7	0.0	48	5.1	0.0	13.0	1.0	0.0	0.0	15.0	6.0	0.0	35.0	35.0
Volinski, Antone F III	133	41	14.2	25.0	135	14.4	25.0	24.0	0.0	0.0	13.0	20.0	8.0	0.0	65.0	115.0
Volinski, Darryl	134	7	2.4	0.0	11	1.1	0.0	3.0	0.0	0.0	0.0	3.0	4.0	0.0	10.0	10.0
Waller, Kristie	244	88	30.6	25.0	139	14.8	25.0	25.0	2.0	0.0	5.0	20.0	15.0	0.0	67.0	117.0
Walters, Joseph	138	1	0.3	0.0	0	0.0	0.0	3.0	0.0	0.0	0.0	6.0	1.0	0.0	10.0	10.0
Weingart, Jeffrey L	142	1	0.3	0.0	0	0.0	0.0	0.0	0.0	0.0	0.0	0.0	0.0	0.0	0.0	0.0
Wright, William	148	75	26.1	25.0	293	31.4	25.0	4.0	0.0	0.0	0.0	20.0	12.0	0.0	36.0	86.0
Zamayar, Elias	189	119	41.4	25.0	176	18.8	25.0	20.0	1.0	1.0	8.0	20.0	15.0	0.0	65.0	115.0
Zurek, Gregory	146	49	17.0	25.0	13	1.3	0.0	7.0	1.0	0.0	0.0	12.0	6.0	0.0	26.0	51.0
Zurek, Stanley JR	147	36	12.5	25.0	7	0.7	0.0	4.0	1.0	0.0	0.0	19.0	4.0	0.0	28.0	53.0

Greenport FD			1/6/2026 7:48:04		
LOSAP Report			From 12/1/2025 To 12/31/2025		
LOSAP	State	Report	for All and None		
General Fires	17	General Rescues	59		

Name	Badge #	Fire #	Fire %	Fire Pts	Res #	Res %	Res Pts	Training	Drill	Standby	Elected	Meeting	Misc	Teaching	Total	Project
Antonelle, Carmine R	252	11	64.7	25.0	19	32.2	25.0	1.0	0.0	0.0	0.0	2.0	1.0	0.0	4.0	54.0
Arnold, Jordan	225	1	5.8	0.0	3	5.0	0.0	0.0	0.0	0.0	13.0	0.0	2.0	0.0	15.0	15.0
Baglivi, Ryan	254	2	11.7	25.0	1	1.6	0.0	0.0	0.0	0.0	0.0	1.0	0.0	0.0	1.0	26.0
Barron, Megan	241	4	23.5	25.0	6	10.1	25.0	1.0	0.0	0.0	5.0	3.0	1.0	0.0	10.0	60.0
Barszczewski, Joseph III	231	2	11.7	25.0	0	0.0	0.0	0.0	0.0	0.0	5.0	1.0	0.0	0.0	6.0	31.0
Betz, James	230	0	0.0	0.0	1	1.6	0.0	0.0	0.0	0.0	0.0	1.0	1.0	0.0	2.0	2.0
Birmingham, Kenneth	5	1	5.8	0.0	1	1.6	0.0	0.0	0.0	0.0	0.0	2.0	0.0	0.0	2.0	2.0
Blasko, Gary	7	0	0.0	0.0	0	0.0	0.0	0.0	0.0	0.0	0.0	0.0	0.0	0.0	0.0	0.0
Breese, Colleen L	14	2	11.7	25.0	2	3.3	0.0	0.0	0.0	0.0	0.0	0.0	3.0	0.0	3.0	28.0
Breese, Harry R II	10	2	11.7	25.0	2	3.3	0.0	0.0	0.0	0.0	0.0	1.0	3.0	0.0	4.0	29.0
Breitstadt, Charles	250	0	0.0	0.0	0	0.0	0.0	0.0	0.0	0.0	0.0	0.0	0.0	0.0	0.0	0.0
Brennan, Patrick	229	3	17.6	25.0	2	3.3	0.0	0.0	0.0	0.0	16.0	1.0	0.0	0.0	17.0	42.0
Buchanan, Shawn	218	2	11.7	25.0	0	0.0	0.0	0.0	0.0	0.0	0.0	1.0	2.0	0.0	3.0	28.0
Bumble, Charles III	12	0	0.0	0.0	0	0.0	0.0	0.0	0.0	0.0	5.0	1.0	0.0	0.0	6.0	6.0
Bumble, Samantha	195	0	0.0	0.0	0	0.0	0.0	0.0	0.0	0.0	0.0	1.0	0.0	0.0	1.0	1.0
Butler, Michael J	160	4	23.5	25.0	3	5.0	0.0	0.0	0.0	0.0	0.0	0.0	1.0	0.0	1.0	26.0
Capon, George	15	0	0.0	0.0	0	0.0	0.0	0.0	0.0	0.0	0.0	0.0	0.0	0.0	0.0	0.0
Carey, Patrick	17	0	0.0	0.0	0	0.0	0.0	0.0	0.0	0.0	0.0	0.0	0.0	0.0	0.0	0.0
Charters, Gary	18	0	0.0	0.0	1	1.6	0.0	0.0	0.0	0.0	0.0	1.0	0.0	0.0	1.0	1.0
Ciriello, Frank	243	0	0.0	0.0	0	0.0	0.0	0.0	0.0	0.0	0.0	0.0	0.0	0.0	0.0	0.0
Clark, Henry A III	20	0	0.0	0.0	0	0.0	0.0	0.0	0.0	0.0	0.0	0.0	0.0	0.0	0.0	0.0
Clark, James B	22	0	0.0	0.0	0	0.0	0.0	0.0	0.0	0.0	5.0	1.0	1.0	0.0	7.0	7.0
Clark, Jeffry	23	1	5.8	0.0	0	0.0	0.0	0.0	0.0	0.0	0.0	1.0	1.0	0.0	2.0	2.0
Corazzini, Jeffrey	28	9	52.9	25.0	29	49.1	25.0	1.0	0.0	0.0	0.0	1.0	0.0	0.0	2.0	52.0
Corazzini, Warren	29	1	5.8	0.0	2	3.3	0.0	0.0	0.0	0.0	0.0	1.0	0.0	0.0	1.0	1.0
Corwin, Everett	31	0	0.0	0.0	2	3.3	0.0	0.0	0.0	0.0	0.0	1.0	0.0	0.0	1.0	1.0
Corwin, Norma	197	0	0.0	0.0	0	0.0	0.0	0.0	0.0	0.0	8.0	0.0	0.0	0.0	8.0	8.0
Corwin, Robert E	33	0	0.0	0.0	0	0.0	0.0	0.0	0.0	0.0	0.0	0.0	0.0	0.0	0.0	0.0
Corwin, Robert J	604	4	23.5	25.0	3	5.0	0.0	0.0	0.0	0.0	5.0	1.0	1.0	0.0	7.0	32.0
Corwin, Scott	35	4	23.5	25.0	2	3.3	0.0	0.0	0.0	0.0	0.0	1.0	0.0	0.0	1.0	26.0
Costas, Thomas	11	0	0.0	0.0	0	0.0	0.0	0.0	0.0	0.0	0.0	1.0	2.0	0.0	3.0	3.0

Name	Badge #	F ¹	F ²	F ³	R ¹	R ²	R ³	T ¹	L	St ¹	El ¹	Me ¹	N	Tea	L ¹	Pro ¹
Creedon, Daniel	36	3	17.6	25.0	15	25.4	25.0	0.0	0.0	0.0	5.0	0.0	0.0	0.0	5.0	55.0
Creighton, Ryan	220	0	0.0	0.0	0	0.0	0.0	0.0	0.0	0.0	0.0	0.0	0.0	0.0	0.0	0.0
Curran, Patrick	265	0	0.0	0.0	0	0.0	0.0	0.0	0.0	0.0	0.0	1.0	0.0	0.0	1.0	1.0
DeKerillis, Alain V	38	3	17.6	25.0	18	30.5	25.0	1.0	0.0	0.0	0.0	0.0	2.0	0.0	3.0	53.0
DelGaudio, Malysa	240	0	0.0	0.0	1	1.6	0.0	0.0	0.0	0.0	5.0	1.0	0.0	0.0	6.0	6.0
Detrick, Gary	40	0	0.0	0.0	0	0.0	0.0	0.0	0.0	0.0	0.0	1.0	1.0	0.0	2.0	2.0
Diaz, Juan	213	0	0.0	0.0	0	0.0	0.0	0.0	0.0	0.0	3.0	0.0	1.0	0.0	4.0	4.0
Droskoski, Remi	260	0	0.0	0.0	0	0.0	0.0	0.0	0.0	0.0	0.0	0.0	0.0	0.0	0.0	0.0
Edwards, Alson	232	0	0.0	0.0	0	0.0	0.0	0.0	0.0	0.0	5.0	1.0	1.0	0.0	7.0	7.0
Edwards, Carol	246	3	17.6	25.0	20	33.8	25.0	1.0	0.0	0.0	0.0	0.0	0.0	0.0	1.0	51.0
Ferguson, Peter	207	0	0.0	0.0	0	0.0	0.0	0.0	0.0	0.0	0.0	0.0	1.0	0.0	1.0	1.0
Ficurilli, Michael	49	5	29.4	25.0	2	3.3	0.0	0.0	0.0	0.0	0.0	1.0	1.0	0.0	2.0	27.0
Fogarty, Jonathan	219	1	5.8	0.0	0	0.0	0.0	0.0	0.0	0.0	5.0	1.0	2.0	0.0	8.0	8.0
Garcia-Dinizio, Gloria C	172	0	0.0	0.0	0	0.0	0.0	0.0	0.0	0.0	0.0	0.0	0.0	0.0	0.0	0.0
Golden, Danielle	50	0	0.0	0.0	0	0.0	0.0	0.0	0.0	0.0	0.0	0.0	0.0	0.0	0.0	0.0
Golden, Jillian R	245	0	0.0	0.0	0	0.0	0.0	0.0	0.0	0.0	0.0	0.0	0.0	0.0	0.0	0.0
Gouveia, John	251	0	0.0	0.0	0	0.0	0.0	0.0	0.0	0.0	0.0	0.0	0.0	0.0	0.0	0.0
Grattan, Timothy	170	0	0.0	0.0	0	0.0	0.0	1.0	0.0	0.0	0.0	1.0	0.0	0.0	2.0	2.0
Gray, Sally A	183	3	17.6	25.0	5	8.4	0.0	0.0	0.0	0.0	0.0	1.0	0.0	0.0	1.0	26.0
Grilli, Jennifer	53	0	0.0	0.0	0	0.0	0.0	0.0	0.0	0.0	5.0	1.0	1.0	0.0	7.0	7.0
Grilli, John D	54	0	0.0	0.0	0	0.0	0.0	0.0	0.0	0.0	0.0	0.0	1.0	0.0	1.0	1.0
Hamilton, Robert JR	56	6	35.2	25.0	3	5.0	0.0	0.0	0.0	0.0	16.0	1.0	0.0	0.0	17.0	42.0
Hanold, Christopher T SR	158	0	0.0	0.0	5	8.4	0.0	0.0	0.0	0.0	8.0	0.0	1.0	0.0	9.0	9.0
Harris, Clifford J	57	0	0.0	0.0	0	0.0	0.0	0.0	0.0	0.0	8.0	0.0	1.0	0.0	9.0	9.0
Harris, Peter W	58	4	23.5	25.0	3	5.0	0.0	0.0	0.0	0.0	18.0	2.0	2.0	0.0	22.0	47.0
Hollid, Scott E	151	2	11.7	25.0	0	0.0	0.0	0.0	0.0	0.0	8.0	2.0	1.0	0.0	11.0	36.0
Holmes, Joseph	239	0	0.0	0.0	0	0.0	0.0	0.0	0.0	0.0	5.0	0.0	1.0	0.0	6.0	6.0
Hubbard, George JR	62	4	23.5	25.0	4	6.7	0.0	0.0	0.0	0.0	8.0	1.0	1.0	0.0	10.0	35.0
Huzsek, Andrew H JR	63	2	11.7	25.0	1	1.6	0.0	0.0	0.0	0.0	0.0	1.0	0.0	0.0	1.0	26.0
Jensen, Warren	70	1	5.8	0.0	1	1.6	0.0	0.0	0.0	0.0	0.0	2.0	0.0	0.0	2.0	2.0
Jester, Robert	71	0	0.0	0.0	0	0.0	0.0	0.0	0.0	0.0	0.0	0.0	0.0	0.0	0.0	0.0
Jimenez, Susano	72	0	0.0	0.0	0	0.0	0.0	0.0	0.0	0.0	0.0	0.0	0.0	0.0	0.0	0.0
Jobes, Craig D	209	6	35.2	25.0	6	10.1	25.0	0.0	0.0	0.0	8.0	0.0	1.0	0.0	9.0	59.0
Johnson, Craig M	73	2	11.7	25.0	8	13.5	25.0	0.0	0.0	0.0	0.0	2.0	1.0	0.0	3.0	53.0
Kalin, James H	74	12	70.5	25.0	46	77.9	25.0	0.0	0.0	0.0	0.0	2.0	1.0	0.0	3.0	53.0
Kostal, Anne S	248	8	47.0	25.0	17	28.8	25.0	1.0	0.0	0.0	0.0	1.0	2.0	0.0	4.0	54.0
Kumjian, Claude L	78	0	0.0	0.0	0	0.0	0.0	0.0	0.0	0.0	0.0	0.0	0.0	0.0	0.0	0.0
Luke, Alexander O	81	0	0.0	0.0	0	0.0	0.0	0.0	0.0	0.0	0.0	0.0	0.0	0.0	0.0	0.0
Mantzopoulos, John	223	0	0.0	0.0	0	0.0	0.0	0.0	0.0	0.0	0.0	0.0	0.0	0.0	0.0	0.0

Name	Badge #	F ¹	F ²	Fit ¹	R ¹	R ²	Re ¹	Tr ¹	V	Sta	Ele	Me ¹	A ¹	Tea	T ¹	Pro ¹
Manwaring, Julia	82	2	11.7	25.0	1	1.6	0.0	1.0	0.0	0.0	0.0	3.0	0.0	0.0	4.0	29.0
Manwaring, Wayde	83	2	11.7	25.0	4	6.7	0.0	1.0	0.0	0.0	8.0	2.0	0.0	0.0	11.0	36.0
Marczewski, Macy W	84	0	0.0	0.0	0	0.0	0.0	0.0	0.0	0.0	0.0	1.0	0.0	0.0	1.0	1.0
Martocchia, Jerome A	301	0	0.0	0.0	0	0.0	0.0	0.0	0.0	0.0	0.0	0.0	0.0	0.0	0.0	0.0
Miller, Wayne D	91	7	41.1	25.0	15	25.4	25.0	0.0	0.0	0.0	0.0	2.0	1.0	0.0	3.0	53.0
Mills, William (Jamie) J III	164	0	0.0	0.0	0	0.0	0.0	0.0	0.0	0.0	0.0	0.0	0.0	0.0	0.0	0.0
Milovich, Joseph P JR	165	2	11.7	25.0	0	0.0	0.0	0.0	0.0	0.0	5.0	1.0	0.0	0.0	6.0	31.0
Mims, Ralph	292	0	0.0	0.0	0	0.0	0.0	0.0	0.0	0.0	0.0	1.0	0.0	0.0	1.0	1.0
Musto, Francis G	149	0	0.0	0.0	1	1.6	0.0	0.0	0.0	0.0	5.0	2.0	2.0	0.0	9.0	9.0
Mysliborski, Linda M	303	1	5.8	0.0	1	1.6	0.0	0.0	0.0	0.0	0.0	1.0	1.0	0.0	2.0	2.0
Nedoszytko, William	93	0	0.0	0.0	0	0.0	0.0	0.0	0.0	0.0	5.0	0.0	0.0	0.0	5.0	5.0
Nyce, David	199	5	29.4	25.0	12	20.3	25.0	0.0	0.0	1.0	0.0	2.0	1.0	0.0	4.0	54.0
O'Brien, Michael G JR	208	0	0.0	0.0	0	0.0	0.0	0.0	0.0	0.0	0.0	1.0	1.0	0.0	2.0	2.0
Petrigliano, Victor G	226	0	0.0	0.0	0	0.0	0.0	0.0	0.0	0.0	0.0	0.0	0.0	0.0	0.0	0.0
Piel, Jeffrey	206	0	0.0	0.0	0	0.0	0.0	0.0	0.0	0.0	0.0	1.0	0.0	0.0	1.0	1.0
Pirillo, James A	96	7	41.1	25.0	3	5.0	0.0	0.0	0.0	0.0	5.0	2.0	2.0	0.0	9.0	34.0
Pope, George H	98	2	11.7	25.0	4	6.7	0.0	1.0	0.0	0.0	0.0	2.0	0.0	0.0	3.0	28.0
Purcell, Bernard	100	16	94.1	25.0	47	79.6	25.0	0.0	0.0	1.0	13.0	3.0	3.0	0.0	20.0	70.0
Purcell, Ryan	101	5	29.4	25.0	5	8.4	0.0	0.0	0.0	1.0	5.0	0.0	2.0	0.0	8.0	33.0
Quillin, Michael	103	1	5.8	0.0	1	1.6	0.0	0.0	0.0	0.0	3.0	1.0	3.0	0.0	7.0	7.0
Raynor, Dale K	132	0	0.0	0.0	3	5.0	0.0	0.0	0.0	0.0	5.0	1.0	3.0	0.0	9.0	9.0
Reed, Michael	238	0	0.0	0.0	0	0.0	0.0	0.0	0.0	0.0	8.0	1.0	0.0	0.0	9.0	9.0
Reed, Taylor	212	0	0.0	0.0	4	6.7	0.0	0.0	0.0	0.0	8.0	0.0	0.0	0.0	8.0	8.0
Reiss, Helen	161	0	0.0	0.0	8	13.5	25.0	0.0	0.0	1.0	0.0	1.0	0.0	0.0	2.0	27.0
Richter, Michael	108	1	5.8	0.0	0	0.0	0.0	0.0	0.0	0.0	5.0	1.0	0.0	0.0	6.0	6.0
Robins, William	216	2	11.7	25.0	3	5.0	0.0	0.0	0.0	0.0	5.0	1.0	3.0	0.0	9.0	34.0
Rosa, Lisa	109	1	5.8	0.0	0	0.0	0.0	0.0	0.0	0.0	0.0	1.0	0.0	0.0	1.0	1.0
Rung, Rosalie	184	1	5.8	0.0	12	20.3	25.0	0.0	0.0	0.0	5.0	0.0	0.0	0.0	5.0	30.0
Rutkowski, Stephen	177	5	29.4	25.0	15	25.4	25.0	0.0	0.0	0.0	3.0	2.0	0.0	0.0	5.0	55.0
Santos, Luis T	264	0	0.0	0.0	0	0.0	0.0	0.0	0.0	0.0	0.0	0.0	0.0	0.0	0.0	0.0
Schroeder, Geoffrey	256	1	5.8	0.0	2	3.3	0.0	0.0	0.0	0.0	0.0	1.0	1.0	0.0	2.0	2.0
Spanos, James	306	0	0.0	0.0	0	0.0	0.0	0.0	0.0	0.0	0.0	0.0	0.0	0.0	0.0	0.0
Strickland, Samuel G	211	7	41.1	25.0	14	23.7	25.0	0.0	0.0	0.0	11.0	1.0	2.0	0.0	14.0	64.0
Tamin, John	126	0	0.0	0.0	0	0.0	0.0	0.0	0.0	0.0	0.0	0.0	0.0	0.0	0.0	0.0
Tejada, Yira	174	1	5.8	0.0	0	0.0	0.0	0.0	0.0	0.0	0.0	0.0	0.0	0.0	0.0	0.0
Thorp, Thomas F	314	5	29.4	25.0	4	6.7	0.0	0.0	0.0	0.0	0.0	0.0	0.0	0.0	0.0	25.0
Vandenburgh, Richard W	236	0	0.0	0.0	0	0.0	0.0	0.0	0.0	0.0	0.0	0.0	0.0	0.0	0.0	0.0
VanEtten, George	129	2	11.7	25.0	1	1.6	0.0	0.0	0.0	0.0	3.0	2.0	1.0	0.0	6.0	31.0

Name	Badge #	F ¹	F ²	F ³	R ¹	R ²	R ³	T ¹	L	St ¹	El ¹	Me ¹	N ¹	Te ¹	1 ¹	Pro ¹
Verity, Michael	130	0	0.0	0.0	0	0.0	0.0	0.0	0.0	0.0	0.0	0.0	0.0	0.0	0.0	0.0
Versheck, Jon	247	1	5.8	0.0	3	5.0	0.0	0.0	0.0	0.0	0.0	2.0	0.0	0.0	2.0	2.0
Volinski, Antone F III	133	2	11.7	25.0	6	10.1	25.0	1.0	0.0	0.0	13.0	2.0	1.0	0.0	17.0	67.0
Volinski, Darryl	134	0	0.0	0.0	0	0.0	0.0	0.0	0.0	0.0	0.0	0.0	0.0	0.0	0.0	0.0
Waller, Kristie	244	0	0.0	0.0	2	3.3	0.0	1.0	0.0	0.0	5.0	3.0	1.0	0.0	10.0	10.0
Walters, Joseph	138	0	0.0	0.0	0	0.0	0.0	0.0	0.0	0.0	0.0	1.0	0.0	0.0	1.0	1.0
Weingart, Jeffrey L	142	0	0.0	0.0	0	0.0	0.0	0.0	0.0	0.0	0.0	0.0	0.0	0.0	0.0	0.0
Wright, William	148	3	17.6	25.0	15	25.4	25.0	0.0	0.0	0.0	0.0	2.0	1.0	0.0	3.0	53.0
Zamayar, Elias	189	7	41.1	25.0	7	11.8	25.0	0.0	0.0	1.0	8.0	1.0	3.0	0.0	13.0	63.0
Zurek, Gregory	146	2	11.7	25.0	1	1.6	0.0	0.0	0.0	0.0	0.0	0.0	0.0	0.0	0.0	25.0
Zurek, Stanley JR	147	3	17.6	25.0	3	5.0	0.0	0.0	0.0	0.0	0.0	2.0	2.0	0.0	4.0	29.0

Greenport FD								1/6/2026 7:47:33								
LOSAP Report								From 11/1/2025 To 11/30/2025								
LOSAP		State		Report				for All and None								
General Fires		20		General Rescues				57								
Name	Badge #	Fire #	Fire %	Fire Pts	Res #	Res %	Res Pts	Training	Drill	Standby	Elected	Meeting	Misc	Teaching	Total	Project
Antonelle, Carmine R	252	7	35.0	25.0	18	31.5	25.0	0.0	0.0	0.0	0.0	2.0	0.0	0.0	2.0	52.0
Arnold, Jordan	225	4	20.0	25.0	3	5.2	0.0	0.0	0.0	0.0	0.0	1.0	0.0	0.0	1.0	26.0
Baglivi, Ryan	254	2	10.0	25.0	0	0.0	0.0	0.0	0.0	0.0	0.0	1.0	0.0	0.0	1.0	26.0
Barron, Megan	241	12	60.0	25.0	11	19.2	25.0	0.0	0.0	1.0	0.0	3.0	1.0	0.0	5.0	55.0
Barszczewski, Joseph III	231	1	5.0	0.0	0	0.0	0.0	0.0	0.0	0.0	0.0	0.0	0.0	0.0	0.0	0.0
Betz, James	230	0	0.0	0.0	1	1.7	0.0	0.0	0.0	0.0	0.0	2.0	0.0	0.0	2.0	2.0
Birmingham, Kenneth	5	0	0.0	0.0	0	0.0	0.0	0.0	0.0	0.0	0.0	3.0	0.0	0.0	3.0	3.0
Blasko, Gary	7	0	0.0	0.0	0	0.0	0.0	0.0	0.0	0.0	0.0	0.0	0.0	0.0	0.0	0.0
Breese, Colleen L	14	0	0.0	0.0	0	0.0	0.0	0.0	0.0	0.0	0.0	0.0	0.0	0.0	0.0	0.0
Breese, Harry R II	10	0	0.0	0.0	0	0.0	0.0	0.0	0.0	0.0	0.0	0.0	0.0	0.0	0.0	0.0
Breitstadt, Charles	250	2	10.0	25.0	0	0.0	0.0	4.0	0.0	0.0	0.0	1.0	0.0	0.0	5.0	30.0
Brennan, Patrick	229	1	5.0	0.0	0	0.0	0.0	0.0	0.0	0.0	0.0	1.0	1.0	0.0	2.0	2.0
Buchanan, Shawn	218	3	15.0	25.0	0	0.0	0.0	3.0	0.0	0.0	0.0	1.0	0.0	0.0	4.0	29.0
Bumble, Charles III	12	0	0.0	0.0	0	0.0	0.0	0.0	0.0	0.0	0.0	1.0	0.0	0.0	1.0	1.0
Bumble, Samantha	195	0	0.0	0.0	0	0.0	0.0	0.0	0.0	0.0	0.0	1.0	0.0	0.0	1.0	1.0
Butler, Michael J	160	5	25.0	25.0	1	1.7	0.0	4.0	0.0	0.0	0.0	1.0	1.0	0.0	6.0	31.0
Capon, George	15	0	0.0	0.0	0	0.0	0.0	0.0	0.0	0.0	0.0	0.0	0.0	0.0	0.0	0.0
Carey, Patrick	17	0	0.0	0.0	0	0.0	0.0	0.0	0.0	0.0	0.0	0.0	0.0	0.0	0.0	0.0
Charters, Gary	18	0	0.0	0.0	0	0.0	0.0	0.0	0.0	0.0	0.0	0.0	0.0	0.0	0.0	0.0
Ciriello, Frank	243	0	0.0	0.0	0	0.0	0.0	0.0	0.0	0.0	0.0	0.0	0.0	0.0	0.0	0.0
Clark, Henry A III	20	0	0.0	0.0	0	0.0	0.0	0.0	0.0	0.0	0.0	0.0	0.0	0.0	0.0	0.0
Clark, James B	22	3	15.0	25.0	0	0.0	0.0	0.0	0.0	0.0	0.0	0.0	0.0	0.0	0.0	25.0
Clark, Jeffry	23	4	20.0	25.0	1	1.7	0.0	0.0	0.0	0.0	0.0	0.0	0.0	0.0	0.0	25.0
Corazzini, Jeffrey	28	0	0.0	0.0	14	24.5	25.0	0.0	0.0	0.0	0.0	2.0	1.0	0.0	3.0	28.0
Corazzini, Warren	29	1	5.0	0.0	0	0.0	0.0	0.0	0.0	0.0	0.0	2.0	0.0	0.0	2.0	2.0
Corwin, Everett	31	2	10.0	25.0	8	14.0	25.0	4.0	0.0	0.0	0.0	3.0	0.0	0.0	7.0	57.0
Corwin, Norma	197	3	15.0	25.0	7	12.2	25.0	4.0	0.0	0.0	0.0	1.0	0.0	0.0	5.0	55.0
Corwin, Robert E	33	3	15.0	25.0	9	15.7	25.0	4.0	0.0	0.0	0.0	1.0	0.0	0.0	5.0	55.0
Corwin, Robert J	604	3	15.0	25.0	1	1.7	0.0	4.0	0.0	0.0	0.0	2.0	0.0	0.0	6.0	31.0
Corwin, Scott	35	3	15.0	25.0	0	0.0	0.0	0.0	0.0	0.0	0.0	1.0	0.0	0.0	1.0	26.0
Costas, Thomas	11	0	0.0	0.0	0	0.0	0.0	0.0	0.0	0.0	0.0	3.0	0.0	0.0	3.0	3.0

Name	Badge #	F ¹	F ²	F ³	R ¹	R ²	R ³	T ¹	L	St ²	El ²	Me ²	N ²	Tea	1 ²	Pro ²
Creedon, Daniel	36	1	5.0	0.0	6	10.5	25.0	0.0	0.0	0.0	0.0	0.0	0.0	0.0	0.0	25.0
Creighton, Ryan	220	0	0.0	0.0	0	0.0	0.0	0.0	0.0	0.0	0.0	0.0	0.0	0.0	0.0	0.0
Curran, Patrick	265	0	0.0	0.0	0	0.0	0.0	0.0	0.0	0.0	0.0	0.0	0.0	0.0	0.0	0.0
DeKerillis, Alain V	38	12	60.0	25.0	24	42.1	25.0	0.0	0.0	1.0	0.0	4.0	0.0	0.0	5.0	55.0
DelGaudio, Malysa	240	0	0.0	0.0	6	10.5	25.0	0.0	0.0	0.0	0.0	0.0	0.0	0.0	0.0	25.0
Detrick, Gary	40	1	5.0	0.0	1	1.7	0.0	0.0	0.0	0.0	0.0	1.0	0.0	0.0	1.0	1.0
Diaz, Juan	213	2	10.0	25.0	0	0.0	0.0	0.0	0.0	0.0	0.0	0.0	0.0	0.0	0.0	25.0
Droskoski, Remi	260	0	0.0	0.0	0	0.0	0.0	0.0	0.0	0.0	0.0	0.0	0.0	0.0	0.0	0.0
Edwards, Alson	232	3	15.0	25.0	0	0.0	0.0	0.0	0.0	0.0	0.0	1.0	0.0	0.0	1.0	26.0
Edwards, Carol	246	1	5.0	0.0	15	26.3	25.0	0.0	0.0	0.0	0.0	1.0	1.0	0.0	2.0	27.0
Ferguson, Peter	207	0	0.0	0.0	0	0.0	0.0	0.0	0.0	0.0	0.0	0.0	0.0	0.0	0.0	0.0
Ficurilli, Michael	49	5	25.0	25.0	0	0.0	0.0	0.0	0.0	0.0	0.0	0.0	0.0	0.0	0.0	25.0
Fogarty, Jonathan	219	6	30.0	25.0	0	0.0	0.0	0.0	0.0	0.0	0.0	0.0	0.0	0.0	0.0	25.0
Garcia-Dinizio, Gloria C	172	0	0.0	0.0	0	0.0	0.0	0.0	0.0	0.0	0.0	0.0	0.0	0.0	0.0	0.0
Golden, Danielle	50	0	0.0	0.0	0	0.0	0.0	0.0	0.0	0.0	0.0	0.0	0.0	0.0	0.0	0.0
Golden, Jillian R	245	0	0.0	0.0	0	0.0	0.0	0.0	0.0	0.0	0.0	0.0	0.0	0.0	0.0	0.0
Gouveia, John	251	0	0.0	0.0	0	0.0	0.0	0.0	0.0	0.0	0.0	1.0	0.0	0.0	1.0	1.0
Grattan, Timothy	170	1	5.0	0.0	0	0.0	0.0	0.0	0.0	0.0	0.0	0.0	0.0	0.0	0.0	0.0
Gray, Sally A	183	2	10.0	25.0	5	8.7	0.0	0.0	0.0	0.0	0.0	1.0	0.0	0.0	1.0	26.0
Grilli, Jennifer	53	0	0.0	0.0	0	0.0	0.0	0.0	0.0	0.0	0.0	0.0	0.0	0.0	0.0	0.0
Grilli, John D	54	0	0.0	0.0	0	0.0	0.0	0.0	0.0	0.0	0.0	0.0	0.0	0.0	0.0	0.0
Hamilton, Robert JR	56	12	60.0	25.0	1	1.7	0.0	0.0	0.0	0.0	0.0	2.0	1.0	0.0	3.0	28.0
Hanold, Christopher T SR	158	3	15.0	25.0	7	12.2	25.0	0.0	0.0	1.0	0.0	1.0	1.0	0.0	3.0	53.0
Harris, Clifford J	57	0	0.0	0.0	0	0.0	0.0	0.0	0.0	0.0	0.0	0.0	0.0	0.0	0.0	0.0
Harris, Peter W	58	1	5.0	0.0	0	0.0	0.0	0.0	0.0	0.0	0.0	3.0	0.0	0.0	3.0	3.0
Hollid, Scott E	151	3	15.0	25.0	0	0.0	0.0	0.0	0.0	0.0	0.0	3.0	0.0	0.0	3.0	28.0
Holmes, Joseph	239	7	35.0	25.0	2	3.5	0.0	0.0	0.0	0.0	0.0	1.0	0.0	0.0	1.0	26.0
Hubbard, George JR	62	1	5.0	0.0	0	0.0	0.0	0.0	0.0	0.0	0.0	1.0	0.0	0.0	1.0	1.0
Huzsek, Andrew H JR	63	10	50.0	25.0	0	0.0	0.0	0.0	0.0	0.0	0.0	2.0	0.0	0.0	2.0	27.0
Jensen, Warren	70	7	35.0	25.0	0	0.0	0.0	0.0	0.0	0.0	0.0	2.0	0.0	0.0	2.0	27.0
Jester, Robert	71	0	0.0	0.0	0	0.0	0.0	0.0	0.0	0.0	0.0	0.0	0.0	0.0	0.0	0.0
Jimenez, Susano	72	0	0.0	0.0	0	0.0	0.0	0.0	0.0	0.0	0.0	0.0	0.0	0.0	0.0	0.0
Jobes, Craig D	209	1	5.0	0.0	2	3.5	0.0	0.0	0.0	0.0	0.0	2.0	0.0	0.0	2.0	2.0
Johnson, Craig M	73	0	0.0	0.0	3	5.2	0.0	0.0	0.0	0.0	0.0	0.0	0.0	0.0	0.0	0.0
Kalin, James H	74	8	40.0	25.0	38	66.6	25.0	0.0	0.0	0.0	0.0	1.0	0.0	0.0	1.0	51.0
Kostal, Anne S	248	7	35.0	25.0	21	36.8	25.0	3.0	0.0	1.0	0.0	1.0	1.0	0.0	6.0	56.0
Kumjian, Claude L	78	0	0.0	0.0	0	0.0	0.0	0.0	0.0	0.0	0.0	0.0	0.0	0.0	0.0	0.0
Luke, Alexander O	81	0	0.0	0.0	0	0.0	0.0	0.0	0.0	0.0	0.0	0.0	0.0	0.0	0.0	0.0
Mantzopoulos, John	223	0	0.0	0.0	0	0.0	0.0	0.0	0.0	0.0	0.0	0.0	0.0	0.0	0.0	0.0

Name	Badge #	F ⁺	F ⁺	F ⁺	R ⁺	R ⁺	R ⁺	T ⁺	L	St ⁺	El ⁺	Me ⁺	N ⁺	Tea	T ⁺	Pro ⁺
Manwaring, Julia	82	2	10.0	25.0	1	1.7	0.0	3.0	0.0	0.0	0.0	1.0	0.0	0.0	4.0	29.0
Manwaring, Wayde	83	2	10.0	25.0	1	1.7	0.0	3.0	0.0	0.0	0.0	2.0	1.0	0.0	6.0	31.0
Marczewski, Macy W	84	2	10.0	25.0	1	1.7	0.0	0.0	0.0	0.0	0.0	0.0	0.0	0.0	0.0	25.0
Martocchia, Jerome A	301	0	0.0	0.0	0	0.0	0.0	0.0	0.0	0.0	0.0	0.0	0.0	0.0	0.0	0.0
Miller, Wayne D	91	15	75.0	25.0	21	36.8	25.0	3.0	0.0	0.0	0.0	3.0	0.0	0.0	6.0	56.0
Mills, William (Jamie) J III	164	0	0.0	0.0	0	0.0	0.0	0.0	0.0	0.0	0.0	0.0	1.0	0.0	1.0	1.0
Milovich, Joseph P JR	165	2	10.0	25.0	0	0.0	0.0	0.0	0.0	0.0	0.0	1.0	0.0	0.0	1.0	26.0
Mims, Ralph	292	0	0.0	0.0	0	0.0	0.0	0.0	0.0	0.0	0.0	1.0	0.0	0.0	1.0	1.0
Musto, Francis G	149	0	0.0	0.0	4	7.0	0.0	4.0	0.0	0.0	0.0	4.0	1.0	0.0	9.0	9.0
Mysliborski, Linda M	303	0	0.0	0.0	1	1.7	0.0	0.0	0.0	0.0	0.0	1.0	0.0	0.0	1.0	1.0
Nedoszytko, William	93	0	0.0	0.0	0	0.0	0.0	0.0	0.0	0.0	0.0	0.0	0.0	0.0	0.0	0.0
Nyce, David	199	6	30.0	25.0	8	14.0	25.0	4.0	0.0	0.0	0.0	5.0	0.0	0.0	9.0	59.0
O'Brien, Michael G JR	208	4	20.0	25.0	0	0.0	0.0	0.0	0.0	0.0	0.0	0.0	0.0	0.0	0.0	25.0
Petrigliano, Victor G	226	0	0.0	0.0	0	0.0	0.0	0.0	0.0	0.0	0.0	0.0	0.0	0.0	0.0	0.0
Piel, Jeffrey	206	0	0.0	0.0	0	0.0	0.0	0.0	0.0	0.0	0.0	0.0	0.0	0.0	0.0	0.0
Pirillo, James A	96	7	35.0	25.0	1	1.7	0.0	0.0	0.0	0.0	0.0	1.0	0.0	0.0	1.0	26.0
Pope, George H	98	4	20.0	25.0	8	14.0	25.0	0.0	0.0	0.0	0.0	2.0	0.0	0.0	2.0	52.0
Purcell, Bernard	100	20	100.0	25.0	48	84.2	25.0	0.0	0.0	1.0	0.0	4.0	1.0	0.0	6.0	56.0
Purcell, Ryan	101	5	25.0	25.0	0	0.0	0.0	0.0	0.0	0.0	0.0	1.0	1.0	0.0	2.0	27.0
Quillin, Michael	103	3	15.0	25.0	0	0.0	0.0	0.0	0.0	0.0	0.0	0.0	0.0	0.0	0.0	25.0
Raynor, Dale K	132	1	5.0	0.0	4	7.0	0.0	0.0	0.0	0.0	0.0	1.0	0.0	0.0	1.0	1.0
Reed, Michael	238	0	0.0	0.0	0	0.0	0.0	0.0	0.0	0.0	0.0	0.0	0.0	0.0	0.0	0.0
Reed, Taylor	212	0	0.0	0.0	9	15.7	25.0	0.0	0.0	0.0	0.0	2.0	0.0	0.0	2.0	27.0
Reiss, Helen	161	2	10.0	25.0	5	8.7	0.0	0.0	0.0	0.0	0.0	1.0	0.0	0.0	1.0	26.0
Richter, Michael	108	5	25.0	25.0	0	0.0	0.0	3.0	0.0	0.0	0.0	2.0	0.0	0.0	5.0	30.0
Robins, William	216	7	35.0	25.0	1	1.7	0.0	0.0	0.0	0.0	0.0	1.0	0.0	0.0	1.0	26.0
Rosa, Lisa	109	0	0.0	0.0	0	0.0	0.0	0.0	0.0	0.0	0.0	1.0	0.0	0.0	1.0	1.0
Rung, Rosalie	184	0	0.0	0.0	4	7.0	0.0	0.0	0.0	0.0	0.0	0.0	1.0	0.0	1.0	1.0
Rutkowski, Stephen	177	7	35.0	25.0	14	24.5	25.0	4.0	0.0	0.0	0.0	3.0	0.0	0.0	7.0	57.0
Santos, Luis T	264	1	5.0	0.0	0	0.0	0.0	0.0	0.0	0.0	0.0	1.0	0.0	0.0	1.0	1.0
Schroeder, Geoffrey	256	2	10.0	25.0	0	0.0	0.0	0.0	0.0	0.0	0.0	0.0	0.0	0.0	0.0	25.0
Spanos, James	306	0	0.0	0.0	0	0.0	0.0	0.0	0.0	0.0	0.0	0.0	0.0	0.0	0.0	0.0
Strickland, Samuel G	211	9	45.0	25.0	7	12.2	25.0	0.0	0.0	0.0	0.0	1.0	0.0	0.0	1.0	51.0
Tamin, John	126	0	0.0	0.0	0	0.0	0.0	0.0	0.0	0.0	0.0	1.0	0.0	0.0	1.0	1.0
Tejada, Yira	174	1	5.0	0.0	2	3.5	0.0	0.0	0.0	0.0	0.0	1.0	0.0	0.0	1.0	1.0
Thorp, Thomas F	314	1	5.0	0.0	0	0.0	0.0	0.0	0.0	0.0	0.0	1.0	1.0	0.0	2.0	2.0
Vandenburgh, Richard W	236	0	0.0	0.0	0	0.0	0.0	0.0	0.0	0.0	0.0	0.0	0.0	0.0	0.0	0.0
VanEtten, George	129	8	40.0	25.0	0	0.0	0.0	0.0	0.0	0.0	0.0	2.0	0.0	0.0	2.0	27.0

Name	Badge #	F ¹	F ²	F ³	R ¹	R ²	R ³	T ¹	L	St ¹	El ¹	Me ¹	N ¹	Te ¹	T ²	Pro ¹
Verity, Michael	130	0	0.0	0.0	0	0.0	0.0	0.0	0.0	0.0	0.0	0.0	0.0	0.0	0.0	0.0
Versheck, Jon	247	3	15.0	25.0	0	0.0	0.0	0.0	0.0	0.0	0.0	1.0	0.0	0.0	1.0	26.0
Volinski, Antone F III	133	5	25.0	25.0	9	15.7	25.0	0.0	0.0	0.0	0.0	2.0	0.0	0.0	2.0	52.0
Volinski, Darryl	134	1	5.0	0.0	0	0.0	0.0	0.0	0.0	0.0	0.0	1.0	0.0	0.0	1.0	1.0
Waller, Kristie	244	6	30.0	25.0	8	14.0	25.0	0.0	0.0	0.0	0.0	2.0	0.0	0.0	2.0	52.0
Walters, Joseph	138	0	0.0	0.0	0	0.0	0.0	0.0	0.0	0.0	0.0	0.0	0.0	0.0	0.0	0.0
Weingart, Jeffrey L	142	0	0.0	0.0	0	0.0	0.0	0.0	0.0	0.0	0.0	0.0	0.0	0.0	0.0	0.0
Wright, William	148	8	40.0	25.0	28	49.1	25.0	0.0	0.0	0.0	0.0	1.0	0.0	0.0	1.0	51.0
Zamayar, Elias	189	12	60.0	25.0	5	8.7	0.0	4.0	0.0	0.0	0.0	1.0	0.0	0.0	5.0	30.0
Zurek, Gregory	146	5	25.0	25.0	0	0.0	0.0	0.0	0.0	0.0	0.0	1.0	0.0	0.0	1.0	26.0
Zurek, Stanley JR	147	3	15.0	25.0	0	0.0	0.0	0.0	0.0	0.0	0.0	1.0	0.0	0.0	1.0	26.0

Greenport FD						1/6/2026 7:43:24										
LOSAP Report						From 10/1/2025 To 10/31/2025										
LOSAP			State			Report			for All and None							
General Fires			37			General Rescues			76							

Name	Badge #	Fire #	Fire %	Fire Pts	Res #	Res %	Res Pts	Training	Drill	Standby	Elected	Meeting	Misc	Teaching	Total	Project
Antonelle, Carmine R	252	12	32.4	25.0	10	13.1	25.0	4.0	0.0	0.0	0.0	2.0	3.0	0.0	9.0	59.0
Arnold, Jordan	225	4	10.8	25.0	7	9.2	0.0	8.0	0.0	0.0	0.0	3.0	0.0	0.0	11.0	36.0
Baglivi, Ryan	254	7	18.9	25.0	1	1.3	0.0	0.0	0.0	0.0	0.0	0.0	0.0	0.0	0.0	25.0
Barron, Megan	241	20	54.0	25.0	25	32.8	25.0	0.0	0.0	0.0	0.0	4.0	3.0	0.0	7.0	57.0
Barszczewski, Joseph III	231	6	16.2	25.0	0	0.0	0.0	0.0	0.0	0.0	0.0	0.0	0.0	0.0	0.0	25.0
Betz, James	230	2	5.4	0.0	2	2.6	0.0	0.0	0.0	0.0	0.0	0.0	0.0	0.0	0.0	0.0
Birmingham, Kenneth	5	5	13.5	25.0	3	3.9	0.0	0.0	0.0	0.0	0.0	1.0	3.0	0.0	4.0	29.0
Blasko, Gary	7	0	0.0	0.0	0	0.0	0.0	0.0	0.0	0.0	0.0	0.0	0.0	0.0	0.0	0.0
Breese, Colleen L	14	0	0.0	0.0	0	0.0	0.0	0.0	0.0	0.0	0.0	0.0	0.0	0.0	0.0	0.0
Breese, Harry R II	10	0	0.0	0.0	0	0.0	0.0	0.0	0.0	0.0	0.0	0.0	0.0	0.0	0.0	0.0
Breitstadt, Charles	250	1	2.7	0.0	1	1.3	0.0	0.0	0.0	0.0	0.0	1.0	0.0	0.0	1.0	1.0
Brennan, Patrick	229	2	5.4	0.0	1	1.3	0.0	0.0	0.0	0.0	0.0	3.0	1.0	0.0	4.0	4.0
Buchanan, Shawn	218	6	16.2	25.0	3	3.9	0.0	8.0	0.0	0.0	0.0	1.0	2.0	0.0	11.0	36.0
Bumble, Charles III	12	0	0.0	0.0	0	0.0	0.0	0.0	0.0	0.0	0.0	0.0	0.0	0.0	0.0	0.0
Bumble, Samantha	195	0	0.0	0.0	0	0.0	0.0	0.0	0.0	0.0	0.0	1.0	0.0	0.0	1.0	1.0
Butler, Michael J	160	7	18.9	25.0	2	2.6	0.0	0.0	0.0	0.0	0.0	0.0	2.0	0.0	2.0	27.0
Capon, George	15	0	0.0	0.0	0	0.0	0.0	0.0	0.0	0.0	0.0	1.0	0.0	0.0	1.0	1.0
Carey, Patrick	17	0	0.0	0.0	0	0.0	0.0	0.0	0.0	0.0	0.0	1.0	1.0	0.0	2.0	2.0
Charters, Gary	18	1	2.7	0.0	0	0.0	0.0	0.0	0.0	0.0	0.0	1.0	0.0	0.0	1.0	1.0
Ciriello, Frank	243	0	0.0	0.0	0	0.0	0.0	0.0	0.0	0.0	0.0	0.0	0.0	0.0	0.0	0.0
Clark, Henry A III	20	0	0.0	0.0	0	0.0	0.0	0.0	0.0	0.0	0.0	0.0	0.0	0.0	0.0	0.0
Clark, James B	22	3	8.1	0.0	0	0.0	0.0	0.0	0.0	0.0	0.0	1.0	0.0	0.0	1.0	1.0
Clark, Jeffry	23	6	16.2	25.0	0	0.0	0.0	0.0	0.0	0.0	0.0	1.0	1.0	0.0	2.0	27.0
Corazzini, Jeffrey	28	8	21.6	25.0	13	17.1	25.0	0.0	0.0	0.0	0.0	2.0	1.0	0.0	3.0	53.0
Corazzini, Warren	29	0	0.0	0.0	1	1.3	0.0	0.0	0.0	0.0	0.0	2.0	0.0	0.0	2.0	2.0
Corwin, Everett	31	12	32.4	25.0	12	15.7	25.0	0.0	0.0	0.0	0.0	1.0	0.0	0.0	1.0	51.0
Corwin, Norma	197	7	18.9	25.0	17	22.3	25.0	4.0	0.0	0.0	0.0	1.0	2.0	0.0	7.0	57.0
Corwin, Robert E	33	14	37.8	25.0	22	28.9	25.0	4.0	0.0	0.0	0.0	2.0	3.0	0.0	9.0	59.0
Corwin, Robert J	604	4	10.8	25.0	7	9.2	0.0	4.0	0.0	0.0	0.0	2.0	0.0	0.0	6.0	31.0
Corwin, Scott	35	4	10.8	25.0	2	2.6	0.0	4.0	0.0	0.0	0.0	5.0	0.0	0.0	9.0	34.0
Costas, Thomas	11	1	2.7	0.0	0	0.0	0.0	0.0	0.0	0.0	0.0	2.0	2.0	0.0	4.0	4.0

Name	Badge #	F ¹	F ¹	F ¹	R ¹	R ²	R ²	T ¹	L	S ¹	E ¹	M ¹	N ¹	T ¹	L ¹	P ¹
Creedon, Daniel	36	0	0.0	0.0	0	0.0	0.0	0.0	0.0	0.0	0.0	2.0	0.0	0.0	2.0	2.0
Creighton, Ryan	220	0	0.0	0.0	0	0.0	0.0	0.0	0.0	0.0	0.0	1.0	0.0	0.0	1.0	1.0
Curran, Patrick	265	0	0.0	0.0	0	0.0	0.0	0.0	0.0	0.0	0.0	0.0	0.0	0.0	0.0	0.0
DeKerillis, Alain V	38	7	18.9	25.0	17	22.3	25.0	0.0	0.0	0.0	0.0	2.0	1.0	0.0	3.0	53.0
DelGaudio, Malysa	240	2	5.4	0.0	1	1.3	0.0	0.0	0.0	0.0	0.0	1.0	0.0	0.0	1.0	1.0
Detrick, Gary	40	0	0.0	0.0	0	0.0	0.0	0.0	0.0	0.0	0.0	0.0	0.0	0.0	0.0	0.0
Diaz, Juan	213	0	0.0	0.0	0	0.0	0.0	4.0	0.0	0.0	0.0	0.0	0.0	0.0	4.0	4.0
Droskoski, Remi	260	0	0.0	0.0	0	0.0	0.0	0.0	0.0	0.0	0.0	0.0	0.0	0.0	0.0	0.0
Edwards, Alson	232	8	21.6	25.0	1	1.3	0.0	4.0	0.0	0.0	0.0	1.0	0.0	0.0	5.0	30.0
Edwards, Carol	246	3	8.1	0.0	15	19.7	25.0	0.0	0.0	0.0	0.0	1.0	0.0	0.0	1.0	26.0
Ferguson, Peter	207	0	0.0	0.0	0	0.0	0.0	0.0	0.0	0.0	0.0	0.0	0.0	0.0	0.0	0.0
Ficurilli, Michael	49	13	35.1	25.0	0	0.0	0.0	0.0	0.0	0.0	0.0	1.0	2.0	0.0	3.0	28.0
Fogarty, Jonathan	219	1	2.7	0.0	0	0.0	0.0	0.0	0.0	0.0	0.0	1.0	0.0	0.0	1.0	1.0
Garcia-Dinizio, Gloria C	172	0	0.0	0.0	0	0.0	0.0	0.0	0.0	0.0	0.0	0.0	0.0	0.0	0.0	0.0
Golden, Danielle	50	0	0.0	0.0	0	0.0	0.0	0.0	0.0	0.0	0.0	0.0	0.0	0.0	0.0	0.0
Golden, Jillian R	245	0	0.0	0.0	0	0.0	0.0	0.0	0.0	0.0	0.0	0.0	0.0	0.0	0.0	0.0
Gouveia, John	251	0	0.0	0.0	0	0.0	0.0	0.0	0.0	0.0	0.0	0.0	0.0	0.0	0.0	0.0
Grattan, Timothy	170	0	0.0	0.0	0	0.0	0.0	0.0	0.0	0.0	0.0	1.0	0.0	0.0	1.0	1.0
Gray, Sally A	183	1	2.7	0.0	4	5.2	0.0	0.0	0.0	0.0	0.0	0.0	0.0	0.0	0.0	0.0
Grilli, Jennifer	53	0	0.0	0.0	1	1.3	0.0	0.0	0.0	0.0	0.0	1.0	0.0	0.0	1.0	1.0
Grilli, John D	54	0	0.0	0.0	0	0.0	0.0	0.0	0.0	0.0	0.0	0.0	0.0	0.0	0.0	0.0
Hamilton, Robert JR	56	15	40.5	25.0	4	5.2	0.0	0.0	0.0	0.0	0.0	2.0	1.0	0.0	3.0	28.0
Hanold, Christopher T SR	158	7	18.9	25.0	6	7.8	0.0	4.0	0.0	0.0	0.0	0.0	2.0	0.0	6.0	31.0
Harris, Clifford J	57	0	0.0	0.0	0	0.0	0.0	0.0	0.0	0.0	0.0	0.0	0.0	0.0	0.0	0.0
Harris, Peter W	58	15	40.5	25.0	1	1.3	0.0	0.0	0.0	0.0	0.0	1.0	2.0	0.0	3.0	28.0
Hollid, Scott E	151	10	27.0	25.0	1	1.3	0.0	0.0	0.0	0.0	0.0	1.0	3.0	0.0	4.0	29.0
Holmes, Joseph	239	3	8.1	0.0	1	1.3	0.0	0.0	0.0	0.0	0.0	1.0	0.0	0.0	1.0	1.0
Hubbard, George JR	62	4	10.8	25.0	3	3.9	0.0	0.0	0.0	0.0	0.0	1.0	1.0	0.0	2.0	27.0
Huzsek, Andrew H JR	63	13	35.1	25.0	5	6.5	0.0	0.0	0.0	0.0	0.0	1.0	2.0	0.0	3.0	28.0
Jensen, Warren	70	3	8.1	0.0	0	0.0	0.0	0.0	0.0	0.0	0.0	2.0	2.0	0.0	4.0	4.0
Jester, Robert	71	0	0.0	0.0	0	0.0	0.0	0.0	0.0	0.0	0.0	0.0	0.0	0.0	0.0	0.0
Jimenez, Susano	72	0	0.0	0.0	0	0.0	0.0	0.0	0.0	0.0	0.0	1.0	0.0	0.0	1.0	1.0
Jobes, Craig D	209	6	16.2	25.0	2	2.6	0.0	0.0	0.0	0.0	0.0	0.0	0.0	0.0	0.0	25.0
Johnson, Craig M	73	0	0.0	0.0	0	0.0	0.0	0.0	0.0	0.0	0.0	0.0	0.0	0.0	0.0	0.0
Kalin, James H	74	33	89.1	25.0	64	84.2	25.0	0.0	0.0	0.0	0.0	1.0	1.0	0.0	2.0	52.0
Kostal, Anne S	248	23	62.1	25.0	41	53.9	25.0	0.0	0.0	0.0	0.0	2.0	2.0	0.0	4.0	54.0
Kumjian, Claude L	78	0	0.0	0.0	0	0.0	0.0	0.0	0.0	0.0	0.0	0.0	0.0	0.0	0.0	0.0
Luke, Alexander O	81	0	0.0	0.0	0	0.0	0.0	0.0	0.0	0.0	0.0	0.0	0.0	0.0	0.0	0.0
Mantzopoulos, John	223	0	0.0	0.0	0	0.0	0.0	0.0	0.0	0.0	0.0	0.0	0.0	0.0	0.0	0.0

Name	Badge #	F ¹	F ¹	Fir ¹	R ¹	R ²	R ³	Tr ¹	L	St ¹	El ¹	Me ¹	N ¹	Te ¹	T ¹	Pro ¹
Manwaring, Julia	82	10	27.0	25.0	8	10.5	25.0	0.0	0.0	0.0	0.0	2.0	2.0	0.0	4.0	54.0
Manwaring, Wayde	83	8	21.6	25.0	11	14.4	25.0	0.0	0.0	0.0	0.0	2.0	2.0	0.0	4.0	54.0
Marczewski, Macy W	84	0	0.0	0.0	0	0.0	0.0	0.0	0.0	0.0	0.0	1.0	1.0	0.0	2.0	2.0
Martocchia, Jerome A	301	0	0.0	0.0	0	0.0	0.0	0.0	0.0	0.0	0.0	0.0	0.0	0.0	0.0	0.0
Miller, Wayne D	91	12	32.4	25.0	23	30.2	25.0	0.0	0.0	0.0	0.0	4.0	2.0	0.0	6.0	56.0
Mills, William (Jamie) J III	164	0	0.0	0.0	0	0.0	0.0	0.0	0.0	0.0	0.0	0.0	0.0	0.0	0.0	0.0
Milovich, Joseph P JR	165	4	10.8	25.0	0	0.0	0.0	0.0	0.0	0.0	0.0	1.0	0.0	0.0	1.0	26.0
Mims, Ralph	292	0	0.0	0.0	0	0.0	0.0	0.0	0.0	0.0	0.0	1.0	0.0	0.0	1.0	1.0
Musto, Francis G	149	4	10.8	25.0	7	9.2	0.0	0.0	0.0	0.0	0.0	2.0	2.0	0.0	4.0	29.0
Mysliborski, Linda M	303	13	35.1	25.0	12	15.7	25.0	0.0	0.0	0.0	0.0	1.0	1.0	0.0	2.0	52.0
Nedoszytko, William	93	0	0.0	0.0	0	0.0	0.0	0.0	0.0	0.0	0.0	1.0	0.0	0.0	1.0	1.0
Nyce, David	199	20	54.0	25.0	19	25.0	25.0	4.0	0.0	0.0	0.0	1.0	3.0	0.0	8.0	58.0
O'Brien, Michael G JR	208	0	0.0	0.0	0	0.0	0.0	0.0	0.0	0.0	0.0	1.0	0.0	0.0	1.0	1.0
Petrigliano, Victor G	226	0	0.0	0.0	0	0.0	0.0	0.0	0.0	0.0	0.0	0.0	0.0	0.0	0.0	0.0
Piel, Jeffrey	206	0	0.0	0.0	0	0.0	0.0	0.0	0.0	0.0	0.0	1.0	1.0	0.0	2.0	2.0
Pirillo, James A	96	14	37.8	25.0	2	2.6	0.0	4.0	0.0	0.0	0.0	2.0	2.0	0.0	8.0	33.0
Pope, George H	98	7	18.9	25.0	12	15.7	25.0	4.0	0.0	0.0	0.0	1.0	1.0	0.0	6.0	56.0
Purcell, Bernard	100	37	100.0	25.0	71	93.4	25.0	4.0	0.0	0.0	0.0	5.0	3.0	0.0	12.0	62.0
Purcell, Ryan	101	6	16.2	25.0	1	1.3	0.0	0.0	0.0	0.0	0.0	1.0	1.0	0.0	2.0	27.0
Quillin, Michael	103	6	16.2	25.0	0	0.0	0.0	4.0	0.0	0.0	0.0	1.0	1.0	0.0	6.0	31.0
Raynor, Dale K	132	2	5.4	0.0	4	5.2	0.0	0.0	0.0	0.0	0.0	1.0	2.0	0.0	3.0	3.0
Reed, Michael	238	2	5.4	0.0	2	2.6	0.0	0.0	0.0	0.0	0.0	1.0	0.0	0.0	1.0	1.0
Reed, Taylor	212	0	0.0	0.0	14	18.4	25.0	0.0	0.0	0.0	0.0	1.0	0.0	0.0	1.0	26.0
Reiss, Helen	161	4	10.8	25.0	9	11.8	25.0	0.0	0.0	0.0	0.0	1.0	0.0	0.0	1.0	51.0
Richter, Michael	108	11	29.7	25.0	5	6.5	0.0	0.0	0.0	0.0	0.0	2.0	0.0	0.0	2.0	27.0
Robins, William	216	5	13.5	25.0	0	0.0	0.0	4.0	0.0	0.0	0.0	1.0	1.0	0.0	6.0	31.0
Rosa, Lisa	109	2	5.4	0.0	0	0.0	0.0	0.0	0.0	0.0	0.0	2.0	1.0	0.0	3.0	3.0
Rung, Rosalie	184	1	2.7	0.0	9	11.8	25.0	0.0	0.0	0.0	0.0	0.0	0.0	0.0	0.0	25.0
Rutkowski, Stephen	177	9	24.3	25.0	26	34.2	25.0	4.0	0.0	0.0	0.0	2.0	1.0	0.0	7.0	57.0
Santos, Luis T	264	2	5.4	0.0	0	0.0	0.0	0.0	0.0	0.0	0.0	0.0	0.0	0.0	0.0	0.0
Schroeder, Geoffrey	256	1	2.7	0.0	0	0.0	0.0	4.0	0.0	0.0	0.0	1.0	0.0	0.0	5.0	5.0
Spanos, James	306	0	0.0	0.0	0	0.0	0.0	0.0	0.0	0.0	0.0	0.0	0.0	0.0	0.0	0.0
Strickland, Samuel G	211	8	21.6	25.0	11	14.4	25.0	0.0	0.0	0.0	0.0	1.0	1.0	0.0	2.0	52.0
Tamin, John	126	0	0.0	0.0	0	0.0	0.0	0.0	0.0	0.0	0.0	0.0	0.0	0.0	0.0	0.0
Tejada, Yira	174	1	2.7	0.0	2	2.6	0.0	0.0	0.0	0.0	0.0	1.0	0.0	0.0	1.0	1.0
Thorp, Thomas F	314	9	24.3	25.0	1	1.3	0.0	4.0	0.0	0.0	0.0	1.0	0.0	0.0	5.0	30.0
Vandenburgh, Richard W	236	0	0.0	0.0	0	0.0	0.0	0.0	0.0	0.0	0.0	0.0	0.0	0.0	0.0	0.0
VanEtten, George	129	8	21.6	25.0	4	5.2	0.0	4.0	0.0	0.0	0.0	1.0	1.0	0.0	6.0	31.0

Name	Badge #	F ⁺	F ¹⁺	F ¹¹⁺	R ⁺	R ¹⁺	R ¹¹⁺	Tr ⁺	L	St ⁺	El ⁺	Me ⁺	N ⁺	Te ⁺	1 ⁺	Pro ⁺
Verity, Michael	130	1	2.7	0.0	0	0.0	0.0	0.0	0.0	0.0	0.0	0.0	0.0	0.0	0.0	0.0
Versheck, Jon	247	1	2.7	0.0	4	5.2	0.0	0.0	0.0	0.0	0.0	1.0	1.0	0.0	2.0	2.0
Volinski, Antone F III	133	7	18.9	25.0	4	5.2	0.0	0.0	0.0	0.0	0.0	2.0	1.0	0.0	3.0	28.0
Volinski, Darryl	134	0	0.0	0.0	0	0.0	0.0	0.0	0.0	0.0	0.0	0.0	0.0	0.0	0.0	0.0
Waller, Kristie	244	11	29.7	25.0	8	10.5	25.0	0.0	0.0	0.0	0.0	3.0	2.0	0.0	5.0	55.0
Walters, Joseph	138	0	0.0	0.0	0	0.0	0.0	0.0	0.0	0.0	0.0	0.0	0.0	0.0	0.0	0.0
Weingart, Jeffrey L	142	1	2.7	0.0	0	0.0	0.0	0.0	0.0	0.0	0.0	0.0	0.0	0.0	0.0	0.0
Wright, William	148	10	27.0	25.0	27	35.5	25.0	0.0	0.0	0.0	0.0	2.0	2.0	0.0	4.0	54.0
Zamayar, Elias	189	9	24.3	25.0	1	1.3	0.0	4.0	0.0	0.0	0.0	2.0	3.0	0.0	9.0	34.0
Zurek, Gregory	146	6	16.2	25.0	4	5.2	0.0	4.0	0.0	0.0	0.0	1.0	1.0	0.0	6.0	31.0
Zurek, Stanley JR	147	4	10.8	25.0	2	2.6	0.0	0.0	0.0	0.0	0.0	1.0	1.0	0.0	2.0	27.0

Greenport FD								1/6/2026 7:44:46								
LOSAP Report								From 9/1/2025 To 9/30/2025								
LOSAP		State		Report		for All and None										
General Fires		21		General Rescues		83										
Name	Badge #	Fire #	Fire %	Fire Pts	Res #	Res %	Res Pts	Training	Drill	Standby	Elected	Meeting	Misc	Teaching	Total	Project
Antonelle, Carmine R	252	8	38.0	25.0	19	22.8	25.0	4.0	0.0	0.0	0.0	1.0	1.0	0.0	6.0	56.0
Arnold, Jordan	225	3	14.2	25.0	9	10.8	25.0	4.0	0.0	0.0	0.0	0.0	0.0	0.0	4.0	54.0
Baglivi, Ryan	254	2	9.5	0.0	0	0.0	0.0	0.0	0.0	0.0	0.0	0.0	0.0	0.0	0.0	0.0
Barron, Megan	241	13	61.9	25.0	23	27.7	25.0	8.0	0.0	0.0	0.0	3.0	2.0	0.0	13.0	63.0
Barszczewski, Joseph III	231	0	0.0	0.0	0	0.0	0.0	0.0	0.0	0.0	0.0	0.0	0.0	0.0	0.0	0.0
Betz, James	230	3	14.2	25.0	12	14.4	25.0	0.0	0.0	0.0	0.0	2.0	1.0	0.0	3.0	53.0
Birmingham, Kenneth	5	2	9.5	0.0	1	1.2	0.0	0.0	0.0	0.0	0.0	2.0	4.0	0.0	6.0	6.0
Blasko, Gary	7	0	0.0	0.0	0	0.0	0.0	0.0	0.0	0.0	0.0	0.0	0.0	0.0	0.0	0.0
Breese, Colleen L	14	0	0.0	0.0	0	0.0	0.0	0.0	0.0	0.0	0.0	0.0	0.0	0.0	0.0	0.0
Breese, Harry R II	10	0	0.0	0.0	0	0.0	0.0	0.0	0.0	0.0	0.0	0.0	0.0	0.0	0.0	0.0
Breitstadt, Charles	250	1	4.7	0.0	2	2.4	0.0	0.0	0.0	0.0	0.0	1.0	0.0	0.0	1.0	1.0
Brennan, Patrick	229	1	4.7	0.0	0	0.0	0.0	4.0	0.0	0.0	0.0	3.0	0.0	0.0	7.0	7.0
Buchanan, Shawn	218	5	23.8	25.0	1	1.2	0.0	0.0	0.0	0.0	0.0	0.0	1.0	0.0	1.0	26.0
Bumble, Charles III	12	0	0.0	0.0	0	0.0	0.0	0.0	0.0	0.0	0.0	1.0	0.0	0.0	1.0	1.0
Bumble, Samantha	195	0	0.0	0.0	0	0.0	0.0	0.0	0.0	0.0	0.0	1.0	0.0	0.0	1.0	1.0
Butler, Michael J	160	5	23.8	25.0	1	1.2	0.0	0.0	0.0	0.0	0.0	1.0	0.0	0.0	1.0	26.0
Capon, George	15	0	0.0	0.0	0	0.0	0.0	0.0	0.0	0.0	0.0	1.0	0.0	0.0	1.0	1.0
Carey, Patrick	17	0	0.0	0.0	0	0.0	0.0	0.0	0.0	0.0	0.0	1.0	0.0	0.0	1.0	1.0
Charters, Gary	18	0	0.0	0.0	0	0.0	0.0	0.0	0.0	0.0	0.0	1.0	0.0	0.0	1.0	1.0
Ciriello, Frank	243	0	0.0	0.0	0	0.0	0.0	0.0	0.0	0.0	0.0	0.0	0.0	0.0	0.0	0.0
Clark, Henry A III	20	0	0.0	0.0	0	0.0	0.0	0.0	0.0	0.0	0.0	0.0	0.0	0.0	0.0	0.0
Clark, James B	22	3	14.2	25.0	0	0.0	0.0	0.0	0.0	0.0	0.0	1.0	0.0	0.0	1.0	26.0
Clark, Jeffry	23	4	19.0	25.0	0	0.0	0.0	0.0	0.0	0.0	0.0	1.0	1.0	0.0	2.0	27.0
Corazzini, Jeffrey	28	2	9.5	0.0	19	22.8	25.0	0.0	0.0	0.0	0.0	2.0	0.0	0.0	2.0	27.0
Corazzini, Warren	29	0	0.0	0.0	0	0.0	0.0	0.0	0.0	0.0	0.0	1.0	0.0	0.0	1.0	1.0
Corwin, Everett	31	3	14.2	25.0	18	21.6	25.0	0.0	0.0	0.0	0.0	2.0	2.0	0.0	4.0	54.0
Corwin, Norma	197	5	23.8	25.0	18	21.6	25.0	0.0	0.0	0.0	0.0	1.0	2.0	0.0	3.0	53.0
Corwin, Robert E	33	10	47.6	25.0	37	44.5	25.0	0.0	0.0	0.0	0.0	2.0	2.0	0.0	4.0	54.0
Corwin, Robert J	604	3	14.2	25.0	5	6.0	0.0	0.0	0.0	0.0	0.0	3.0	1.0	0.0	4.0	29.0
Corwin, Scott	35	2	9.5	0.0	1	1.2	0.0	0.0	0.0	0.0	0.0	2.0	0.0	0.0	2.0	2.0
Costas, Thomas	11	2	9.5	0.0	0	0.0	0.0	0.0	0.0	0.0	0.0	2.0	0.0	0.0	2.0	2.0

Name	Badge #	F ¹	F ²	F ³	R ¹	R ²	R ³	T ¹	L	St ²	E ¹	Me ¹	M ²	Tea	T ²	Pro ²
Creedon, Daniel	36	0	0.0	0.0	1	1.2	0.0	0.0	0.0	0.0	0.0	3.0	0.0	0.0	3.0	3.0
Creighton, Ryan	220	0	0.0	0.0	0	0.0	0.0	0.0	0.0	0.0	0.0	0.0	0.0	0.0	0.0	0.0
Curran, Patrick	265	0	0.0	0.0	0	0.0	0.0	0.0	0.0	0.0	0.0	1.0	0.0	0.0	1.0	1.0
DeKerillis, Alain V	38	5	23.8	25.0	24	28.9	25.0	0.0	0.0	0.0	0.0	1.0	1.0	0.0	2.0	52.0
DelGaudio, Malysa	240	0	0.0	0.0	4	4.8	0.0	0.0	0.0	0.0	0.0	0.0	0.0	0.0	0.0	0.0
Detrick, Gary	40	0	0.0	0.0	0	0.0	0.0	0.0	0.0	0.0	0.0	0.0	1.0	0.0	1.0	1.0
Diaz, Juan	213	0	0.0	0.0	0	0.0	0.0	0.0	0.0	0.0	0.0	1.0	0.0	0.0	1.0	1.0
Droskoski, Remi	260	0	0.0	0.0	0	0.0	0.0	0.0	0.0	0.0	0.0	1.0	0.0	0.0	1.0	1.0
Edwards, Alson	232	2	9.5	0.0	0	0.0	0.0	0.0	0.0	0.0	0.0	0.0	2.0	0.0	2.0	2.0
Edwards, Carol	246	3	14.2	25.0	20	24.0	25.0	0.0	0.0	0.0	0.0	1.0	0.0	0.0	1.0	51.0
Ferguson, Peter	207	0	0.0	0.0	0	0.0	0.0	0.0	0.0	0.0	0.0	0.0	0.0	0.0	0.0	0.0
Ficurilli, Michael	49	8	38.0	25.0	0	0.0	0.0	0.0	0.0	0.0	0.0	1.0	1.0	0.0	2.0	27.0
Fogarty, Jonathan	219	1	4.7	0.0	0	0.0	0.0	0.0	0.0	0.0	0.0	0.0	0.0	0.0	0.0	0.0
Garcia-Dinizio, Gloria C	172	0	0.0	0.0	0	0.0	0.0	0.0	0.0	0.0	0.0	0.0	0.0	0.0	0.0	0.0
Golden, Danielle	50	0	0.0	0.0	0	0.0	0.0	0.0	0.0	0.0	0.0	0.0	0.0	0.0	0.0	0.0
Golden, Jillian R	245	0	0.0	0.0	0	0.0	0.0	0.0	0.0	0.0	0.0	0.0	0.0	0.0	0.0	0.0
Gouveia, John	251	0	0.0	0.0	0	0.0	0.0	2.0	0.0	0.0	0.0	1.0	0.0	0.0	3.0	3.0
Grattan, Timothy	170	0	0.0	0.0	0	0.0	0.0	0.0	0.0	0.0	0.0	0.0	0.0	0.0	0.0	0.0
Gray, Sally A	183	0	0.0	0.0	3	3.6	0.0	0.0	0.0	0.0	0.0	1.0	0.0	0.0	1.0	1.0
Grilli, Jennifer	53	0	0.0	0.0	0	0.0	0.0	0.0	0.0	0.0	0.0	1.0	0.0	0.0	1.0	1.0
Grilli, John D	54	0	0.0	0.0	0	0.0	0.0	0.0	0.0	0.0	0.0	1.0	0.0	0.0	1.0	1.0
Hamilton, Robert JR	56	3	14.2	25.0	0	0.0	0.0	0.0	0.0	0.0	0.0	3.0	0.0	0.0	3.0	28.0
Hanold, Christopher T SR	158	3	14.2	25.0	11	13.2	25.0	0.0	0.0	0.0	0.0	1.0	0.0	0.0	1.0	51.0
Harris, Clifford J	57	0	0.0	0.0	0	0.0	0.0	0.0	0.0	0.0	0.0	0.0	1.0	0.0	1.0	1.0
Harris, Peter W	58	7	33.3	25.0	2	2.4	0.0	0.0	0.0	0.0	0.0	1.0	3.0	0.0	4.0	29.0
Hollid, Scott E	151	3	14.2	25.0	0	0.0	0.0	0.0	0.0	0.0	0.0	3.0	1.0	0.0	4.0	29.0
Holmes, Joseph	239	2	9.5	0.0	5	6.0	0.0	0.0	0.0	0.0	0.0	1.0	0.0	0.0	1.0	1.0
Hubbard, George JR	62	2	9.5	0.0	0	0.0	0.0	0.0	0.0	0.0	0.0	1.0	1.0	0.0	2.0	2.0
Huzsek, Andrew H JR	63	9	42.8	25.0	1	1.2	0.0	0.0	0.0	0.0	0.0	1.0	0.0	0.0	1.0	26.0
Jensen, Warren	70	7	33.3	25.0	0	0.0	0.0	4.0	0.0	0.0	0.0	2.0	1.0	0.0	7.0	32.0
Jester, Robert	71	0	0.0	0.0	0	0.0	0.0	0.0	0.0	0.0	0.0	1.0	0.0	0.0	1.0	1.0
Jimenez, Susano	72	0	0.0	0.0	0	0.0	0.0	0.0	0.0	0.0	0.0	1.0	0.0	0.0	1.0	1.0
Jobes, Craig D	209	2	9.5	0.0	1	1.2	0.0	0.0	0.0	0.0	0.0	0.0	0.0	0.0	0.0	0.0
Johnson, Craig M	73	0	0.0	0.0	0	0.0	0.0	0.0	0.0	0.0	0.0	0.0	0.0	0.0	0.0	0.0
Kalin, James H	74	9	42.8	25.0	51	61.4	25.0	0.0	0.0	0.0	0.0	1.0	2.0	0.0	3.0	53.0
Kostal, Anne S	248	5	23.8	25.0	34	40.9	25.0	0.0	0.0	0.0	0.0	1.0	1.0	0.0	2.0	52.0
Kumjian, Claude L	78	0	0.0	0.0	0	0.0	0.0	0.0	0.0	0.0	0.0	0.0	0.0	0.0	0.0	0.0
Luke, Alexander O	81	0	0.0	0.0	0	0.0	0.0	0.0	0.0	0.0	0.0	0.0	0.0	0.0	0.0	0.0
Mantzopoulos, John	223	0	0.0	0.0	0	0.0	0.0	0.0	0.0	0.0	0.0	0.0	0.0	0.0	0.0	0.0

Name	Badge #	F ¹	F ²	Fir ¹	R ¹	R ²	R ³	Tr ¹	L	Sta	Elc	Me	N	Tea	T ¹	Pro ¹
Manwaring, Julia	82	4	19.0	25.0	6	7.2	0.0	4.0	0.0	0.0	0.0	2.0	0.0	0.0	6.0	31.0
Manwaring, Wayde	83	4	19.0	25.0	9	10.8	25.0	4.0	0.0	0.0	0.0	4.0	0.0	0.0	8.0	58.0
Marczewski, Macy W	84	0	0.0	0.0	0	0.0	0.0	0.0	0.0	0.0	0.0	1.0	1.0	0.0	2.0	2.0
Martocchia, Jerome A	301	0	0.0	0.0	0	0.0	0.0	0.0	0.0	0.0	0.0	0.0	0.0	0.0	0.0	0.0
Miller, Wayne D	91	7	33.3	25.0	25	30.1	25.0	0.0	0.0	0.0	0.0	4.0	2.0	0.0	6.0	56.0
Mills, William (Jamie) J III	164	0	0.0	0.0	0	0.0	0.0	0.0	0.0	0.0	0.0	0.0	0.0	0.0	0.0	0.0
Milovich, Joseph P JR	165	6	28.5	25.0	0	0.0	0.0	0.0	0.0	0.0	0.0	1.0	0.0	0.0	1.0	26.0
Mims, Ralph	292	0	0.0	0.0	0	0.0	0.0	0.0	0.0	0.0	0.0	0.0	0.0	0.0	0.0	0.0
Musto, Francis G	149	4	19.0	25.0	10	12.0	25.0	4.0	0.0	0.0	0.0	3.0	2.0	0.0	9.0	59.0
Mysliborski, Linda M	303	1	4.7	0.0	3	3.6	0.0	0.0	0.0	0.0	0.0	1.0	0.0	0.0	1.0	1.0
Nedoszytko, William	93	0	0.0	0.0	0	0.0	0.0	0.0	0.0	0.0	0.0	1.0	0.0	0.0	1.0	1.0
Nyce, David	199	4	19.0	25.0	14	16.8	25.0	0.0	0.0	0.0	0.0	2.0	1.0	0.0	3.0	53.0
O'Brien, Michael G JR	208	0	0.0	0.0	0	0.0	0.0	0.0	0.0	0.0	0.0	1.0	0.0	0.0	1.0	1.0
Petrigliano, Victor G	226	0	0.0	0.0	0	0.0	0.0	0.0	0.0	0.0	0.0	0.0	0.0	0.0	0.0	0.0
Piel, Jeffrey	206	0	0.0	0.0	0	0.0	0.0	0.0	0.0	0.0	0.0	1.0	0.0	0.0	1.0	1.0
Pirillo, James A	96	6	28.5	25.0	1	1.2	0.0	0.0	0.0	0.0	0.0	2.0	1.0	0.0	3.0	28.0
Pope, George H	98	3	14.2	25.0	12	14.4	25.0	0.0	0.0	0.0	0.0	0.0	0.0	0.0	0.0	50.0
Purcell, Bernard	100	21	100.0	25.0	70	84.3	25.0	0.0	0.0	0.0	0.0	6.0	4.0	0.0	10.0	60.0
Purcell, Ryan	101	4	19.0	25.0	1	1.2	0.0	0.0	0.0	0.0	0.0	1.0	0.0	0.0	1.0	26.0
Quillin, Michael	103	4	19.0	25.0	1	1.2	0.0	4.0	0.0	0.0	0.0	1.0	1.0	0.0	6.0	31.0
Raynor, Dale K	132	0	0.0	0.0	7	8.4	0.0	2.0	0.0	0.0	0.0	2.0	2.0	0.0	6.0	6.0
Reed, Michael	238	0	0.0	0.0	0	0.0	0.0	0.0	0.0	0.0	0.0	0.0	0.0	0.0	0.0	0.0
Reed, Taylor	212	1	4.7	0.0	16	19.2	25.0	0.0	0.0	0.0	0.0	2.0	2.0	0.0	4.0	29.0
Reiss, Helen	161	4	19.0	25.0	12	14.4	25.0	0.0	0.0	0.0	0.0	1.0	2.0	0.0	3.0	53.0
Richter, Michael	108	4	19.0	25.0	1	1.2	0.0	2.0	0.0	0.0	0.0	0.0	0.0	0.0	2.0	27.0
Robins, William	216	2	9.5	0.0	0	0.0	0.0	0.0	0.0	0.0	0.0	1.0	2.0	0.0	3.0	3.0
Rosa, Lisa	109	1	4.7	0.0	0	0.0	0.0	0.0	0.0	0.0	0.0	1.0	0.0	0.0	1.0	1.0
Rung, Rosalie	184	0	0.0	0.0	5	6.0	0.0	0.0	0.0	0.0	0.0	1.0	0.0	0.0	1.0	1.0
Rutkowski, Stephen	177	6	28.5	25.0	29	34.9	25.0	0.0	0.0	0.0	0.0	2.0	0.0	0.0	2.0	52.0
Santos, Luis T	264	0	0.0	0.0	0	0.0	0.0	0.0	0.0	0.0	0.0	0.0	0.0	0.0	0.0	0.0
Schroeder, Geoffrey	256	0	0.0	0.0	0	0.0	0.0	0.0	0.0	0.0	0.0	0.0	0.0	0.0	0.0	0.0
Spanos, James	306	0	0.0	0.0	0	0.0	0.0	0.0	0.0	0.0	0.0	0.0	0.0	0.0	0.0	0.0
Strickland, Samuel G	211	9	42.8	25.0	26	31.3	25.0	0.0	0.0	0.0	0.0	1.0	3.0	0.0	4.0	54.0
Tamin, John	126	0	0.0	0.0	0	0.0	0.0	0.0	0.0	0.0	0.0	1.0	0.0	0.0	1.0	1.0
Tejada, Yira	174	0	0.0	0.0	0	0.0	0.0	2.0	0.0	0.0	0.0	1.0	0.0	0.0	3.0	3.0
Thorp, Thomas F	314	2	9.5	0.0	0	0.0	0.0	0.0	0.0	0.0	0.0	0.0	0.0	0.0	0.0	0.0
Vandenburgh, Richard W	236	0	0.0	0.0	0	0.0	0.0	0.0	0.0	0.0	0.0	0.0	0.0	0.0	0.0	0.0
VanEtten, George	129	2	9.5	0.0	0	0.0	0.0	0.0	0.0	0.0	0.0	1.0	1.0	0.0	2.0	2.0

Name	Badge #	F ¹	F ²	F ³	R ¹	R ²	R ³	Tr ¹	L	St ¹	El ¹	Me ¹	N ¹	Te ¹	T ¹	Pro ¹
Verity, Michael	130	0	0.0	0.0	0	0.0	0.0	0.0	0.0	0.0	0.0	0.0	0.0	0.0	0.0	0.0
Versheck, Jon	247	1	4.7	0.0	2	2.4	0.0	4.0	0.0	0.0	0.0	0.0	0.0	0.0	4.0	4.0
Volinski, Antone F III	133	1	4.7	0.0	10	12.0	25.0	4.0	0.0	0.0	0.0	3.0	1.0	0.0	8.0	33.0
Volinski, Darryl	134	0	0.0	0.0	0	0.0	0.0	0.0	0.0	0.0	0.0	0.0	0.0	0.0	0.0	0.0
Waller, Kristie	244	9	42.8	25.0	7	8.4	0.0	4.0	0.0	0.0	0.0	2.0	2.0	0.0	8.0	33.0
Walters, Joseph	138	0	0.0	0.0	0	0.0	0.0	0.0	0.0	0.0	0.0	1.0	0.0	0.0	1.0	1.0
Weingart, Jeffrey L	142	0	0.0	0.0	0	0.0	0.0	0.0	0.0	0.0	0.0	0.0	0.0	0.0	0.0	0.0
Wright, William	148	6	28.5	25.0	36	43.3	25.0	0.0	0.0	0.0	0.0	3.0	0.0	0.0	3.0	53.0
Zamayar, Elias	189	9	42.8	25.0	16	19.2	25.0	4.0	0.0	0.0	0.0	2.0	3.0	0.0	9.0	59.0
Zurek, Gregory	146	3	14.2	25.0	1	1.2	0.0	0.0	0.0	0.0	0.0	1.0	0.0	0.0	1.0	26.0
Zurek, Stanley JR	147	1	4.7	0.0	0	0.0	0.0	0.0	0.0	0.0	0.0	1.0	0.0	0.0	1.0	1.0



236 THIRD STREET
GREENPORT, NY 11944

Tel: (631) 477-0248
Fax: (631) 477-1877

www.villageofgreenport.org

MAYOR
KEVIN STUESSI
EXT 215

TRUSTEES
PATRICK BRENNAN
DEPUTY MAYOR

LILY DOUGHERTY-JOHNSON

JULIA ROBINS

MARY BESS PHILLIPS

TREASURER
ADAM BRAUTIGAM
EXT. 217

VILLAGE CLERK
CANDACE HALL
EXT 214

Submitted: January 12, 2026
Meeting: January 15, 2026, 6:00pm
Work Session Meeting
To: **Mayor Kevin Stuessi**
Board of Trustees
Prepared by: Candace Hall, *Village Clerk*
From: Candace Hall, *Village Clerk*

Village Clerk January 2026 Work Session Report

Announcements, Updates and Reminders:

- Village Hall will be closed on the following days:
 - Monday, January 19, 2026 in observance of Martin Luther King Jr. Day
 - Monday, February 16, 2026 in observance of Presidents Day
- The Annual George Washington's Birthday Celebration Parade is on Saturday, February 14, 2026.
- Village of Greenport Website
 - Estimated **".gov" launch for all Village emails and the website** – late January/early February 2026
 - Photography Contest – submission guidelines attached
- Meeting Management Software – transition from IQM2 to PEAK
 - Village staff has begun onboarding for the new meeting management software
- Village Election Update
 - Ballot canvassing
 - Village Voter Registration Days

Resolutions:

- Resolution setting the 2026 Village of Greenport Property Tax Lien Sale for 10:00 a.m. on March 10, 2026 at Greenport Village Hall, 236 Third Street, New York, 11944; and directing Clerk Hall to notice the property tax lien sale accordingly.

Public Assembly Permit Applications Received:

- Public assembly application received from Brandi Hopkins on behalf of the GHS Class of 2026 for the graduation parade to be held on Friday, June 26, 2026 – parade will line up at 4:30pm and kick off at 5:00pm.

- Public assembly application received from the Greenport Marine Fire Rescue Squad and the Greenport Fire Department to host a Spaghetti Dinner Fundraiser at Station 1 on Saturday, January 31, 2026, from 4:00pm-8:00pm.
 - The applicants are requesting a suspension of the open container law for the duration of the fundraiser.

Legal Notices:

- Public hearings
 - Local Law for the Authorization of Videoconferencing – hearing date January 22, 2025
 - Local Law for Alternate ZBA and Planning Board members – hearing date February 19, 2026

Attachments:

- Photography contest announcement

GREENPORT PHOTOGRAPHY CONTEST



AGES
14+

SUBMIT ON
VILLAGE WEBSITE

PHOTOS MUST
BE ORIGINAL

NOW ACCEPTING SUBMISSIONS UNTIL MARCH



**SHOW US GREENPORT
THROUGH YOUR LENS!**

VILLAGEOFGREENPORT.ORG



Capture Nature • Waterfront • Village Life • Parks

**WINNERS WILL
BE FEATURED
ON VILLAGE
WEBSITE**



236 THIRD STREET
GREENPORT, NY 11944

Tel: (631)477-0248
Fax: (631)477-1877

villageofgreenport.org

MAYOR
KEVIN STUESSI
EXT 215

TRUSTEES
PATRICK BRENNAN
DEPUTY MAYOR

LILY DOUGHERTY-JOHNSON

JULIA ROBINS

MARY BESS PHILLIPS

TREASURER
ADAM BRAUTIGAM
EXT 217

VILLAGE CLERK
CANDACE HALL
EXT 214

Submitted: January 12, 2026
Meeting: January 15, 2026 6:00 PM
Work Session Meeting
To: Mayor Kevin Stuessi
Board of Trustees
Prepared By: Jeanmarie Oddon, *Deputy Clerk*
From: Adam Brautigam, *Village Treasurer*

Village Treasurer January 2026 Work Session Report

REQUEST A MOTION BE PLACED ON THE AGENDA FOR:

RESOLUTION authorizing the Village of Greenport to add the outstanding water and sewer balances in arrears to the Village of Greenport 2026 tax bills for the respective property, per calculations to be completed by or before April 30th, 2026.

RESOLUTION scheduling a public hearing for the 2026-2027 Village Tentative Budget at 6:00 PM April 9th, 2026, at the Old School House, Front and First Streets, Greenport, New York 11944; and directing Clerk Hall to notice the budget hearing accordingly.

RESOLUTION authorizing Treasurer Brautigam to make an additional contribution in the amount of \$31,286.00 to the Volunteer Firefighter Length of Service Award Program for the Village of Greenport Fire Department.

RESOLUTION authorizing an increase to the Recreation Center Summer Camp fees for the eight-week program, effective for the upcoming season, as follows:

- Greenport Resident Fee: \$1,500.00
- Nonresident Fee: \$2,000.00

RESOLUTION authorizing an increase to the Recreation Center Summer Camp fees for weekly childcare, effective for the upcoming season,

as follows:

- Greenport Resident Fee: \$225.00
- Nonresident Fee: \$300

UTILITY BILLING

End of Month Statistics for December 2025 completed.

Sector one read, to be billed by 01/12/2025.

Sector two bills to be read and mailed by 01/19/2025.

TALKING POINTS

Recreation Center Summer Camp Fees

SIGNIFICANT COLLECTIONS

RENTS COLLECTED IN DECEMBER 2025- \$60,030.18

PROPERTY TAX COLLECTED THROUGH DECEMBER 2025-
\$1,374,996.27

SIGNIFICANT PAYMENTS

Semiannual insurance- \$148,593.00

Power Pro Services- \$43,560.00

COMMUNITY DEVELOPMENT/ HOUSING AUTHORITY

8 recertifications and 4 interims were performed in December 2025.

INFORMATIONAL:

Cash Holdings Report - See attached

Utility Billing Statistics Report - See attached

Attachments:

BUD MOD #6551 (PDF)

CD report (PDF)

EOM REPORT (PDF)

HA report (PDF)

property taxes collected though(PDF)

BANK BALANCE SHEET DECEMBER 2025 (PDF)

VILLAGE OF GREENPORT**Budget Adjustment Form**

Year: 2026 Period: 1 Trans Type: B2 - Amend Status: Batch
Trans No: 6551 Trans Date: 01/06/2026 User Ref: ADAM
Requested: A. HUBBARD Approved: Created by: ADAM 01/06/2026
Description: TO APPROPRIATE SEWER FUND RESERVES TO FUND THE FINAL CLOSE OUT
INVOICE FOR CCLI, RELATED TO WORK COMPLETED AT THE WWTP Account # Order: No
Print Parent Account: No

Account No.	Account Description	Amount
G.5990	APPROPRIATED FUND BALANCE	32,452.05
G.8130.205	WASTE WATER TREATMENT PLANT..	32,452.05
Total Amount:		64,904.10

FDS - 213 Center St & 278 2nd Street Monthly Revenue & Expenses - December 2025

Account Description	REVENUE: 213 Center		REVENUE: 278 2nd Street				EXPENSES: 213 Center		EXPENSES: 278 2nd Street			
	213 Center		UNIT 1 - 8124	UNIT 2 - 8327	UNIT 3	HOUSE	213 Center		UNIT 1 - 8124	UNIT 2 - 8327	UNIT 3 - 8328	HOUSE - 8590 RE/8361 SW
Rent		\$ 1,125.00		1,900.00	\$ 1,950.00							
Late Fees/Credits		\$ 50.00		(50.00)								
TOTAL REVENUE		\$ 1,175.00		\$ 1,900.00	\$ 1,950.00	\$ 5,900.00						
EXPENSES:												
Utilities												
Electric												\$ 14.33
Water/Sewer												\$ 70.96
Heating Oil		83.04										
Admin												
Salaries & Benefits (Asha, Adam)		\$ 615.09										\$ 1,845.26
Payment Agreement to Village												\$ 1,000.00
Total		\$ 698.13		\$ -	\$ -	\$ -						\$ 2,930.55
												\$ 2,930.55
Maintenance Repairs/Other												
URT Residential												
Southold/Ace Hardware												\$ 427.03
JP McHale Pest Mgmt, LLC												\$ 95.87
Mattinuck Enviro Services												\$ 50.15
Pine Oaks Landscaping												\$ 250.00
Total Maintenance Expenses		\$ -		\$ -	\$ -	\$ -						\$ 823.05
												\$ 823.05
MONTHLY FINANCIAL SUMMARY												
Interest Earned												
Total Revenue		\$ 1,175.00		\$ 5,900.00								
Total Expenses		\$ 698.13		\$ 3,753.60								
NET REVENUE		\$ 476.87		\$ 2,146.40								
EXCESS (DEFICIENCY) OF TOTAL REVENUE OVER (UNDER) TOTAL EXPENSES		\$ 476.87		\$ 2,146.40								

EOM Billing Statistics Report

Rate Summary - All Routes

Rate# - Description	Bills	Min. Bills	Usage	Charge	Usage	Demand	Contract	PCA	NYSCES	Comm Tax	Res Tax
2 - Electric - Flat Charge	9	0	0				494.98				5.88
9 - Residential (1, 1)	1370	0	993395	113,340.13	0			-1,678.31	3,437.19		2,789.89
10 - Water Heating (2, 2)	9	0	10966	489.51	0			-18.26	37.95		12.72
11 - All Electric (3, 3)	344	0	314479	34,885.48	0			-523.89	1,088.12		881.52
13 - Demand - Class 3 (5, 5)	4	0	302000	16,881.80	702	8,248.51		-503.14	1,044.92	654.09	
14 - Village St. Lighting (6, 6)	5	0	18214.95	2,096.54	0			-30.35	63.02		
15 - Town St Lighting (7, 7)	1	0	532.89	61.34	0			-0.89	1.84		
19 - Traffic Lights (11, 11)	1	0	944	100.91	0			-1.57	3.27		
20 - Contract St Lighting (12, 12)	2	0	0	0.00	0						
21 - Sterling Harbor (13, 13)	2	0	275.125	31.66	0			-0.46	0.95	2.81	
77 - RESIDENTIAL SOLAR	16	0	14785	1,721.84	0			-25.06	52.06		43.72
78 - CLASS 3 SOLAR	1	0	73600	4,114.24	180	2,115.00		-122.62	254.66		
Electric Total	1764	0	1729191.965	173,723.45	882	10,363.51	494.98	-2,904.55	5,983.98	656.90	3,733.73
Sewer	28	0	0	2,054.64	0						
3 - Sewer - INSIDE Flat Charge	896	614	2862.4	67,457.74	0						
23 - Sewer - IN VILL 3/4" W/SEWER (14, 14)	31	14	233.7	4,403.56	0						
25 - Sewer - IN VILL 1" W/SEWER (15, 15)	12	5	87.3	1,770.22	0						
27 - Sewer - IN VILL 1 1/2" W/SEWER (16, 16)	29	14	332.2	7,154.14	0						
29 - Sewer - IN VILL 2" W/SEWER (17, 17)	1	0	3.6	58.48	0						
31 - Sewer - IN VILL 3" W/SEWER (18, 18)	3	0	486	10,333.16	0						
33 - Sewer - IN VILL 4" W/SEWER (19, 19)	92	61	959.6	27,751.97	0						
54 - Sewer - OUTSIDE RES SEWER (50, 50)	1	0	17	0.00	0						
57 - SPLIT SEWER BILLING (52, 52)	1	1	62.1	3,589.56	0						
62 - O/S DRIFTWOOD COVE 52	1	1	50.4	3,382.47	0						
63 - O/S DRIFTWOOD COVE 49	1	0	2814	71,496.81	0						
64 - O/S PECONIC LANDING 301	1	1	59	4,832.10	0						
65 - O/S CLIFFSIDE CONDOS-SEWER	1097	711	7967.3	204,284.85	0						
5 - Water - Flat Charge	34	0	0	970.60	0						
22 - RES VILL 3/4" W/SEWER (14, 14)	912	386	3195	27,287.65	0						
24 - RES VILL 1" W/SEWER (15, 15)	32	10	276	1,674.70	0						
26 - COMM VILL 1 1/2" W/SEWER (16, 16)	13	8	97	817.31	0						
28 - COMM VILL 2" W/SEWER (17, 17)	31	23	367	2,684.52	0						
30 - COMM VILL 3" W/SEWER (18, 18)	1	1	4	50.79	0						
32 - COMM VILL 4" W/SEWER (19, 19)	3	2	537	2,901.00	0						
46 - COMM VILLAGE 1 1/2" (42, 42)	1	1	0	50.79	0						
47 - COMM VILLAGE 2" (43, 43)	7	5	70	541.67	0						
48 - RES VILLAGE 3/4" (44, 44)	156	142	655	6,547.23	0						
49 - RES VILLAGE SEWER ONLY (45, 45)	5	0	0	0.00	0						
52 - FLAT-FIRE SPRINKLERS (49, 49)	34	0	0	0.00	0						
53 - OUTSIDE RES SEWER (50, 50)	90	0	1085	0.00	0						
12 - Commercial (4, 4)	1319	578	6286	43,526.26	0						
16 - Operating Municipalt (8, 8)	376	0	824817.6	92,929.32	0			-1,373.99	2,853.92	6,803.42	
17 - Water Department (9, 9)	33	0	60007	6,830.95	0			-99.98	207.64		
18 - Sewer Department (10, 10)	2	0	0	24.86	0						
73 - Electric Power Plant	10	0	63320	6,899.55	0			-105.48	219.09		
79 - SMALL COMMERCIAL SOLAR	5	0	85943	0.00	0						
Water Total	1	0	17640	1,899.91	0			-29.39	61.03		

Rate Summary - All Routes

Service	Rate# - Description
electric-small commercial Total	
Grand Total	

EOM Billing Statistics Report

<u>Bills</u>	<u>Min. Bills</u>	<u>Usage</u>	<u>Charge</u>	<u>Usage</u>	<u>Demand</u>	<u>Contract</u>	<u>PCA</u>	<u>NYSCES</u>	<u>Comm Tax</u>	<u>Res Tax</u>
427	0	1051727.6	108,584.59	0			-1,608.84	3,341.68	6,803.42	
4607	1289	2795172.865	530,119.15	882	10,363.51	494.98	-4,513.39	9,325.66	7,460.32	3,733.73

EOM Billing Statistics Report

Rate Summary - All Routes

Service	Rate# - Description	Total
Electric	2 - Electric - Flat Charge	500.86
	9 - Residential (1, 1)	117,888.90
	10 - Water Heating (2, 2)	521.92
	11 - All Electric (3, 3)	36,331.23
	13 - Demand - Class 3 (5, 5)	26,326.18
	14 - Village St. Lighting (6, 6)	2,129.21
	15 - Town St Lighting (7, 7)	62.29
	19 - Traffic Lights (11, 11)	102.61
	20 - Contract St Lighting (12, 12)	0.00
	21 - Sterling Harbor (13, 13)	34.96
	77 - RESIDENTIAL SOLAR	1,792.56
	78 - CLASS 3 SOLAR	6,361.28
		192,052.00
	3 - Sewer - INSIDE Flat Charge	2,054.64
Sewer	23 - Sewer - IN VILL 3/4" W/SEWER (14, 14)	67,457.74
	25 - Sewer - IN VILL 1" W/SEWER (15, 15)	4,403.56
	27 - Sewer - IN VILL 1 1/2" W/SEWER (16, 16)	1,770.22
	29 - Sewer - IN VILL 2" W/SEWER (17, 17)	7,154.14
	31 - Sewer - IN VILL 3" W/SEWER (18, 18)	58.48
	33 - Sewer - IN VILL 4" W/SEWER (19, 19)	10,333.16
	54 - Sewer - OUTSIDE RES SEWER (50, 50)	27,751.97
	57 - SPLIT SEWER BILLING (52, 52)	0.00
	52 - O/S DRIFTWOOD COVE 52	3,589.56
	63 - O/S DRIFTWOOD COVE 49	3,382.47
	64 - O/S PECONIC LANDING 301	71,496.81
	65 - O/S CLIFFSIDE CONDOS-SEWER	4,832.10
		204,284.85
Water	5 - Water - Flat Charge	970.60
	22 - RES VILL 3/4" W/SEWER (14, 14)	27,287.65
	24 - RES VILL 1" W/SEWER (15, 15)	1,674.70
	26 - COMM VILL 1 1/2" W/SEWER (16, 16)	817.31
	28 - COMM VILL 2" W/SEWER (17, 17)	2,684.52
	30 - COMM VILL 3" W/SEWER (18, 18)	50.79
	32 - COMM VILL 4" W/SEWER (19, 19)	2,901.00
	46 - COMM VILLAGE 1 1/2" (42, 42)	50.79
	47 - COMM VILLAGE 2" (43, 43)	541.67
	48 - RES VILLAGE 3/4" (44, 44)	6,547.23
	49 - RES VILLAGE SEWER ONLY (45, 45)	0.00
	52 - FLAT-FIRE SPRINKLERS (49, 49)	0.00
	53 - OUTSIDE RES SEWER (50, 50)	0.00
		43,526.26
Water Total electric-small commercial	12 - Commercial (4, 4)	101,212.67
	16 - Operating Municipalt (8, 8)	6,938.61
	17 - Water Department (9, 9)	24.86
	18 - Sewer Department (10, 10)	7,013.16
	73 - Electric Power Plant	0.00
	79 - SMALL COMMERCIAL SOLAR	1,931.55

EOM Billing Statistics Report

Rate Summary - All Routes

<u>Service</u>	<u>Rate# - Description</u>	<u>Total</u>
electric-small commercial Total		117,120.85
Grand Total		556,983.96

Report Setup Information:

Report Design EOM Billing Statistics Report
Output Type Graphics

<u>Start Route</u>	<u>End Route</u>	<u>Start Date</u>	<u>End Date</u>
51	56	11/6/2025	12/9/2025
57	63	11/15/2025	12/12/2025
64	72	11/22/2025	12/24/2025
73	79	12/5/2025	1/2/2026
80	80	12/5/2025	1/2/2026
81	81	12/5/2025	1/2/2026
82	82	12/5/2025	1/2/2026

Financial Data Schedule -

Monthly Revenue & Expenses (HAP REGISTER) - December 2025

Account Description	78	TOTAL VOUCHERS	TOTAL HAP, PORT, UTILITIES	117,860.00	\$	200.00	\$
REVENUE:		Vouchers Leased on last day of month					
706 PHA HUD Operating Grants		1					
706 a Admin fee revenues	FR HAP (714.010) FR ADMIN (714.020)						
711 Interest Earned - HAP	Add'l HAP						
714 Fraud recovery		0					
700 TOTAL REVENUE	Add'l ADMIN from HUD	78					
EXPENSES:							
Administrative							
912 Auditing fees							
Salaries - Asha (\$35.91), Adam							
911 Column E, 2 payperiods							
911 a Medical							
911 b Dental							
911 c Pension T4 15.7%, T5 12.9%							
914 Payroll Taxes FICA							
915 Employee Benefit Contribution							
TOTAL							
919							
917 Legal Fees/Nina JG Stewart							
916 A Gallacher Reimb							
918 A Gallacher Mileage							
916 Office Expenses Total							
910 Administrative Total							
962 Other General Expenses (Office Rent)							
923 Port Admin Fee							
969 TOTAL OPERATING EXPENSES							
970 EXCESS OPERATING REVENUE OVER OPERATING EXPENSES							
973 PHA Utility Allowance							
973 HAP payments							
973 PORT payments							
973 (HAP, PORT and UTILITY TOTAL)							
920 HAP & UTIL less Port payments							
920 Total Admin Revenue							
1117 Net ADMIN							
1118 Total Hap Revenue							
920 Net HAP							
900 TOTAL EXPENSES							

VILLAGE OF GREENPORT
Payment to 12/31/2025, Balance as of 12/31/2025

Date Prepared: 01/07/2026 10:22 AM
Report Date: 01/07/2026
Purpose Table: ALL

Grand Totals		Count	Balance Amt	Count	Paid Amt	Count	Refunds	Payment Total	Writeoff
BID	MT	7	1,838.61	110	51,170.39			51,170.39	
CODEV	MT			2	23,046.80			23,046.80	
SEWER	MT	5	15,788.63	18	10,495.81			10,495.81	
VILLT		29	34,615.56	1,016	1,374,996.27			1,374,996.27	
WATER	MT	5	5,981.16	18	5,387.60			5,387.60	
Total PRINCIPAL			58,223.96		1,465,096.87			1,465,096.87	
PEN				61	6,363.86			6,363.86	
Total PENALTY					6,363.86			6,363.86	
Total			58,223.96		1,471,460.73			1,471,460.73	

**BANK ACCOUNT BALANCES
FOR THE MONTH OF DECEMBER 2025**

FUND	BANK ACCOUNT NAME	G/L ACCT#	TYPE	BALANCE	
A	General	A.0200.000	Checking	10,361.54	D
A	Repair & Maintenance	A.0200.400	Checking	137,471.76	D
A	Greenhill Cemetery	A.0201.100	Savings	33,757.02	M&T
A	Money Market	A.0201.130	Money Market	140,361.26	D
A	Fire Apparatus	A.0221.110	Savings	743,051.17	D
A	Building Department Escrow	A.0235.101	Checking	73,262.63	D
A	Parks and Recreation	A.0200.200	Checking	10,748.21	D
A	General Investment Savings	A.0201.110	Muni Investment Pool	1,260,559.88	NYCLASS
A	American Recovery Plan	A.0200.415	Checking		D
TOTAL GENERAL FUND				\$ 2,409,573.47	
CD	Small Cities Rehab.	CD.0200.000	Savings	1,143.10	M&T
CD	NYS CDBG Funds	CD.0200.400	Public Funds Acct	226.21	D
TOTAL COMMUNITY DEVELOPMENT				\$ 1,369.31	
E	Light Fund	E.0121.100	Checking	137,429.26	D
E	Light Depreciation Savings	E.0116.100	Savings	1,719,564.96	D
E	Light Investment Savings	E.0201.110	Muni Investment Pool	1,090,233.26	NYCLASS
E	TTC Collections	E.0121.120	Savings	197,146.99	D
E	Renewable Energy Savings	E.0121.130	Savings	241,745.22	D
E	Consumer Deposit Savings	E.0191.100	Savings	119,452.73	D
E	Consumer Deposit Checking	E.0244.200	Checking	15,329.08	D
TOTAL LIGHT FUND				\$ 3,520,901.50	
F	Water	F.0200.000	Checking	1,051.61	D
F	Water Fund Capital	F.0200.400	Savings	8,408.43	M&T
F	Water Investment Savings	F.0201.120	Muni Investment Pool	506,738.03	NYCLASS
F	Water Fund CD (MM)	F.0201.000	Money Market	204,140.92	M&T
F	Water Fund Money Market	F.0201.130	Money Market	10.23	D
				\$ 720,349.22	
G	Sewer	G.0200.000	Checking	739,753.01	D
G	NYS DEC Consent	G.0201.000	Savings	31,641.71	M&T
G	Sewer Fund I	G.0201.100	Money Market	297,752.94	M&T
G	Sewer Investment Savings	G.0201.110	Muni Investment Pool	816,163.57	NYCLASS
G	NYSEFC	G.0205.000	Checking	185,851.61	M&T
G	Sewer Wastewater	G.0220.110	Savings	12,197.01	M&T
G	NYSERDA	G.0525.000	Checking	111.01	M&T
TOTAL SEWER FUND				\$ 2,083,470.86	
H	Capital	H.0200.000	Checking	3,223,148.38	D
H	Capital Reserve	H.0200.400	Savings	51,363.09	M&T
TOTAL CAPITAL FUND				\$ 3,274,511.47	
TA	Trust & Agency	TA.0200.000	Checking	26,567.16	D
TA	Retirement Savings	TA.0201.000	Savings	50,693.43	M&T
TA	WWI Memorial Trust	TA.0201.001	Savings	732.92	M&T
TA	T & A Special Escrow	TA.0201.002	Savings	6,620.73	M&T
TA	Justice Court	TA.0201.004	Savings	4,805.71	M&T
TA	Global Common	TA.0201.009	Savings	272,072.23	D
TA	Basketball Court Donations	TA.0200.101	Checking	92.00	D
TA	Tree Committee	TA.0200.102	Checking	5,147.63	D
TA	Summer Day Camp Donations	TA.0200.103	Checking	1,680.00	D
TA	Recreation Center Donations	TA.0200.104	Checking	15,239.50	D
TA	Friends of Fifth Street	TA.0200.106	Checking	113.00	D
TA	American Legion Bldg	TA.0200.107	Checking	200.00	D
TA	Fifth Street Rehab	TA.0200.120	Checking	13,796.00	D
TA	Carousel Committee	TA.0200.113	Checking	30,742.84	D
TA	Mitchell Park Bathrooms Rehab	TA.0200.115	Checking	30,000.00	D
TA	Accounts Payable	TA.0202.000	Checking	557,110.44	D
TA	Camera Obscura Donations	TA.0200.116	Checking	1,697.28	

	TOTAL TRUST & AGENCY FUND	\$	1,017,310.87	
Wire Account			451.61	D
Utility Clearing			102,800.38	D
		\$	<u>103,251.99</u>	
	TOTAL VILLAGE WIDE		<u>\$13,130,738.69</u>	



236 THIRD STREET
GREENPORT, NY 11944

Tel: (631)477-0248
Fax: (631)477-1877

villageofgreenport.org

MAYOR
KEVIN STUESSI
EXT 215

TRUSTEES
PATRICK BRENNAN
DEPUTY MAYOR

LILY DOUGHERTY-JOHNSON

JULIA ROBINS

MARY BESS PHILLIPS

TREASURER
ADAM BRAUTIGAM
EXT 217

VILLAGE CLERK
CANDACE HALL
EXT 214

Submitted: January 9, 2026
Meeting: January 15, 2026 6:00 PM
Work Session Meeting
To: Mayor Kevin Stuessi
Board of Trustees
Prepared By: William Schulz,
From: Village Administration

Work Session

Work Session Report for Road and Utilities

January 15, 2026

Administrator's Office

Statistics

Work Orders:

Electric = 37 Written, 37 Completed

Water = 30 Written, 30 Completed

Sewer = 38 Written, 38 Completed

Road = 62 Written, 62 Completed

Reports

- ❖ DOH-360: This is a monthly report for bacteriological presence and residual chlorine levels, it was sent on 12-08-2025. The results are detailed below in the Road Department's *Sampling* section.

- ❖ GADS Data: This is a monthly report about run and usage data for the generators at the Power Plant, it was sent on 12-08-2025.

Discussion

Resolutions

Road/Water Department

Statistics

Water Distribution:

5,201,000 Gallons Sold

Sampling:

All water samples complied with Department of Health requirements.

Locations: 419 Sixth Street - Slop Sink

Total Coliform = Absent

E Coli = Absent

Residual Chlorine = 0.50 mg/L

Third Street Firehouse - Kitchen Sink

Total Coliform = Absent

E Coli = Absent

Residual Chlorine = 0.55 mg/L

The form, DOH-360, was filed with the DOH on December 8, 2025, with the above results.

Report

Tasks Accomplished:

- ❖ Did all normal highway tasks.
- ❖ Daily garbage collection
- ❖ Daily litter pick up parking lots
- ❖ Finished brush pick up for the season.
- ❖ Dropped off mower at Kaelin's for service.
- ❖ Removed garbage at Adam's Street parking lot.
- ❖ Unloaded equipment at power plant.
- ❖ Cleaned leaves at Parks.
- ❖ Set up stage for Christmas parade.
- ❖ Cleaned flower beds at Village Hall.
- ❖ Cleared drains throughout the Village.
- ❖ Picked up litter on South Street.
- ❖ Set up Santa at Steamboat corner.

- ❖ Repaired sign at IGA parking lot.
- ❖ Set up salter on G-55
- ❖ Patched throughout the Village.
- ❖ Winterized street sweeper.
- ❖ Plowed/salted roads and parking lots (12/13,12/14 and 12/27)
- ❖ Salted sidewalks (12/13,12/14 and 12/31)
- ❖ Salted roads on 12/31/25
- ❖ Removed downed trees on 3rd street basketball court, 5th avenue and Moore Lane.
- ❖ Loaded 20 dumpsters with sweeping debris.

Sewer Department

Statistics

Flow and Sampling:

The plant continues to run well, exceeding DEC permit requirements.

Total plant flow for the month of October = 8,368,000 Gallons

Average Daily Flow = .270 (MGD) Permit Limit = .650 MGD

Total Suspended Solids percent removal (TSS) = 96% Permit Limit = 75%

CBOD percent removal = 98% Permit Limit = 75%

Coliform Fecal General = 5.9 MPN. Permit limit 200 MPN/100

Coliform Total General = 33 MPN. Permit limit 700 MPN/100

Total Nitrogen = 22.0 LBS/day

Sludge Removal:

0 Gallons of sludge hauled in

Report

❖ Treatment Plant:

Wes Tech performed preventative maintenance on equipment in BNR Basin #1

Huber in to troubleshoot headworks screen

❖ Collection System:

New generator installed at Peconic Landing

Electric Department

Statistics

Monthly Power Usage:

Maximum usage day = December 15 @ 131.275 Mwh

Minimum usage day = December 19 @ 91.169 Mwh

Peak demand for the month = 6.064 MW December 15, 0815am

Monthly total usage = 2,592.382 Mwh

Service calls/call outs = 09

Street light repairs = 2

Customers shut off for nonpayment = 0

Customers turned on for payment = 0

Customers turned on for the season = 0

New Services/Upgrade = 2 new service and 0 service upgrade.

Tasks Accomplished:

- ❖ Christmas lights were completed and tested to make sure all the lights were working, had to replace the lights on the seahorse at the end of Main St, replace the remote-control unit for the Main lighting in Mitchell Park. Menorah was placed in the park as well.
- ❖ Power out on circuit 4 caused by a contractor digging into an underground primary cable, the cable was missed marked by a 3rd party location service. Also

experienced an additional outage on several or circuits, this was due to trying to parallel another circuit to pick up the load of circuit 4. Both circuits were restored very quickly. After the power was restored, the Electric Department staff spliced and repaired the damaged cable.

- ❖ Streetlighting project is at about 95% completed, a few wrong fixtures were shipped, and a replacement light pole for the Adams Street parking lot was ordered. This will be finished once the correct fixtures and light pole are delivered
- ❖ Couple new solar power customers were put in service and electric meters changed to solar net meters.
- ❖ Truck service, G24 had to replace the batteries, clean and service trucks as needed
- ❖ Several half power calls, due to high winds, and a couple of no power calls due to other reasons.
- ❖ Several half power calls, due to high winds, and a couple of no power calls due to other reasons.
- ❖ Contracted Eastern Environmental to clean and service the plants oil water separator, this is the first time it has been serviced since being in service.

Attachments:

Greenport Meter 12-2025 (PDF)

Total Usage: 3,400,631.0000 KWH

Peak Demand: 6064.00 KW

Occured On: December 15 2025 08:15

Load Factor: 75.38%

Date Start: Monday, December 1, 2025

Date End: Wednesday, December 31, 2025

Period Ending	KWH
12/1/2025	92,156.00
12/2/2025	97,753.00
12/3/2025	97,313.00
12/4/2025	104,739.00
12/5/2025	118,209.00
12/6/2025	99,866.00
12/7/2025	97,823.00
12/8/2025	114,466.00
12/9/2025	118,596.00
12/10/2025	100,589.00
12/11/2025	108,410.00
12/12/2025	120,244.00
12/13/2025	110,659.00
12/14/2025	115,370.00
12/15/2025	131,275.00
12/16/2025	116,457.00
12/17/2025	108,507.00
12/18/2025	99,427.00
12/19/2025	91,169.00
12/20/2025	106,825.00
12/21/2025	100,053.00
12/22/2025	112,117.00
12/23/2025	107,367.00
12/24/2025	102,332.00
12/25/2025	102,608.00
12/26/2025	125,851.00
12/27/2025	126,200.00
12/28/2025	118,675.00
12/29/2025	104,208.00
12/30/2025	126,466.00
12/31/2025	124,901.00



236 THIRD STREET
GREENPORT, NY 11944

Tel: (631)477-0248
Fax: (631)477-1877

villageofgreenport.org

MAYOR
KEVIN STUESSI
EXT 215

TRUSTEES
PATRICK BRENNAN
DEPUTY MAYOR

LILY DOUGHERTY-JOHNSON

JULIA ROBINS

MARY BESS PHILLIPS

TREASURER
ADAM BRAUTIGAM
EXT 217

VILLAGE CLERK
CANDACE HALL
EXT 214

Submitted: January 9, 2026
Meeting: January 15, 2026 6:00 PM
Work Session Meeting
To: Mayor Kevin Stuessi
Board of Trustees
Prepared By: William Schulz,
From: Village Administration

Recreation

Work Session Report Recreation Department

January 15, 2026

Mitchell Park Marina/Parks

- ❖ The Friends of Mitchell Park sponsored two “Free Carousel” this month.
After the Tree Lighting Ceremony on December 6th, and during the Holiday stroll on December 19th. Both events were great and a wonderful turnout. A great BIG shout out to The Friends of Mitchell Park for sponsoring these events.
- ❖ Daily routine of public restroom sanitation and garbage collection.
- ❖ Mitchell Park walkway removal handled by the recreation staff to also include adjacent sidewalks and School House.
- ❖ Weekly School House sanitation and deep cleaning of Event room and bathroom facility.
- ❖ Fifth Street Beach Mobi Matt resecured after the storm.
- ❖ Mitchell Park Marina leaf clean up and organization.
- ❖ Carousel weekly inspection and lubrication of Carousel zurks, open and sweep

gears, and telescopes.

- ❖ Aggregate walkway and landscaping border maintenance.
- ❖ Installation of huge Santa Claus and Holiday lights by the Recreation Department.
- ❖ Removal of Village Hall window air conditioners.
- ❖ Pressure washing of rear ADA access deck at Village Hall and installation of stairway traction grip.
- ❖ Weekly routine Carousel deep cleaning and interior windows, decks and benches.
- ❖ Locksmith replacement of rear ADA door handle at Village Hall.
- ❖ Bayman Dock devices installed with new breakers on panel.
- ❖ CVAP Grant annual submission process has begun its collection of supportive documentation to be submitted in early 2026.
- ❖ Daily debris collection at Fifth Street Beach and water filtration bottling room.
- ❖ Weekly deep cleaning, sterilization and sanitation of Recreation Center Facility.
- ❖ New pump out facility mechanism purchased and being delivered to have back up and ready for replacement when needed.
- ❖ Bi-Annual health check and retightening of Carousel operation completed by WRF. Reinstall of restored horse row 14. Thorough cleaning of horses and telescopes ongoing.

Monthly Revenue Reports are attached

Recreation Center

Statistics

Attendance:

After School Program = 15 Children Enrolled

Reports

- ❖ The After School Program is going very well.
- ❖ The Children's Holiday party was a huge success. Thea children had a great time with Santa Claus, presents, refreshments and music.
- ❖ The children from the After Care Program will be returning back from the Holiday break on January 5th.
- ❖ The Recreation Center is sanitized and cleaned daily.
- ❖ We are preparing the Recreation Center for Martin Luther King Day.
- ❖ The children continue to enjoy the wide range of games provided for them.


Campground

Tasks Accomplished

- ❖ McCann's Campground Fall clean-0up.
- ❖ McCann's Campground closed on November 1st.

Attachments:

RECREATION MONTHLY REVENUE REPORT 12-2025 (PDF)



236 THIRD STREET
GREENPORT, NY 11944

Tel: (631)477-0248
Fax: (631)477-1877

villageofgreenport.org

MAYOR
KEVIN STUESSI
EXT 215

TRUSTEES
PATRICK BRENNAN
DEPUTY MAYOR

LILY DOUGHERTY-JOHNSON

JULIA ROBINS

MARY BESS PHILLIPS

TREASURER
ADAM BRAUTIGAM
EXT 217

VILLAGE CLERK
CANDACE HALL
EXT 214

Submitted: January 9, 2026
Meeting: January 15, 2026, 6:00 PM
Work Session Meeting
To: Mayor Kevin Stuessi
Board of Trustees
Prepared By: Jeanmarie Odden, *Deputy Clerk*
From: Lily Dougherty-Johnson, *Trustee*

Trustee Lily Dougherty-Johnson January 2026 Work Session Report

Attachments:

January26 Work Session Report LDJ (PDF)

January Work Session Report, Village of Greenport

Submitted: January 9, 2026

Meeting: January 15, 2026

To: Mayor Kevin Stuessi
Board of Trustees

From: Lily Dougherty-Johnson, Trustee

Prepared by: Lily Dougherty-Johnson

Dances in the Park:

Extra date?!

Communication Committee:

Social media (see below)

Website - emails and communication avenues for boards, committees, and departments

Tree Committee:

Pruning, take-downs, planting and stump grinding last fall

Pruning timing with lighting in future

Tree City application submitted on time

Mural Committee:

Delayed project to repaint a mural on the 5th Street bathroom building, hopefully working with the school, until spring

Working with HPC to develop guidelines for possible future murals in historic district

Working on general guidelines and process

Camera Obscura:

Signage thanks to Friends of Mitchell Park - still work in progress

Open Saturdays and Sundays 10am-12pm, by appointment, and other hours as announced

Southold Town:

Liaisons - letter to Town to request

CPF - larger joint Town & Village working group starting January 22

Board discussion:

3rd street basketball court signage & mural

Sewer report

Bulkhead repairs

McBride grant consultants - presentation, invoices, NYS Historic Preservation

Recycling & trash cans

Ice rink

Dark skies & Mini RR lights

Parking & B & B code

Village administrator hiring update

Lead service inventory & letter/water testing

Mass assembly permit code & application updates

Planning board framework (ADUs & entertainment permits)

LWRP grant, RR dock rules, Peconic Star agreement

Policies, including ethics

Sidewalks, paving, plowing & salt

BID appointment

Capital/maintenance planning - heat in Mitchell Park bathrooms (signage/hours)

Social media plan:

Create official Facebook and Instagram pages for the Village that are linked and have the same content. The Communications Committee will create and manage at first, but may hand off to/collaborate with PRMG (website company), intern, or other company eventually/depending on budget. Contact will be info@greenportvillage.org (Lily checks).

Name/handle: VillageofGreenport / Village of Greenport
(or GreenportVillageVoice / Greenport Village Voice ?)

Guidelines:

Informational Village government focused posts based on newsletter content.

For example:

Upcoming meetings
Brush pickup
Street closures
Events
Parking
Mini RR, Carousel, Camera Obscura hours and policies
Ferry queue updates
Paving
Weather events
Etc.